



Canon Camera Co., Inc.
Tokyo, Japan

No. 137 A

IF 10-55 

Instructions



Canon

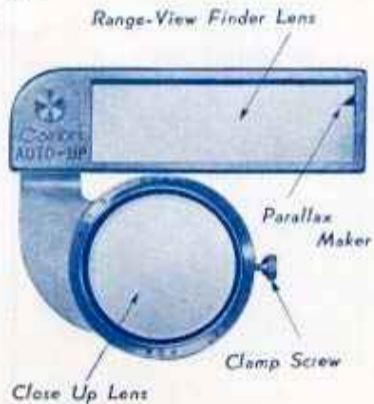
AUTO-UP

Close-up Lens

22" to 40"

The Canon AUTO-UP is a *close-up lens* for close up and small object works. It is designed for use only with 50mm f : 1.8 Canon Lens mounted on the Canon camera. When this attachment is used a focusing range can be reduced to about 22 inches to 40 inches and, all objects within this range can be focused with the greatest accuracy and simplicity through the same manner as that of its usual operation of the camera-actual measurement is not necessary. The round lens of the AUTO-UP performs as a close-up lens, while the rectangular lens yields a necessary deflection of object ray and also a proper diminution of a field-of-view.

DESCRIPTIONS





Canon Camera with Canon AUTO-UP

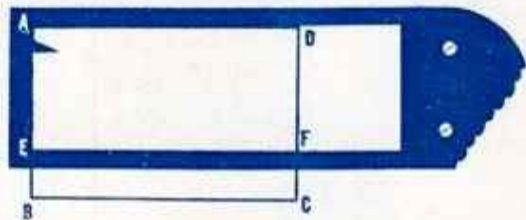
HOW TO MOUNT

Place the Canon AUTO-UP onto the Canon Lens as far as it will go and make sure the Range-View Finder or Lens is in alignment with range-view finder of the camera, as illustrated in the preceding page. Then firmly tighten the Clamp Screw.

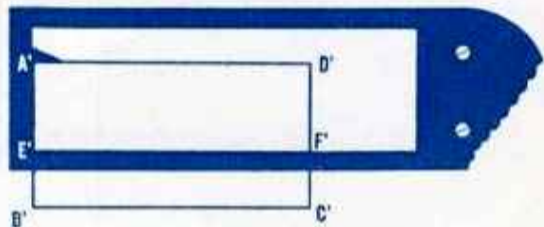
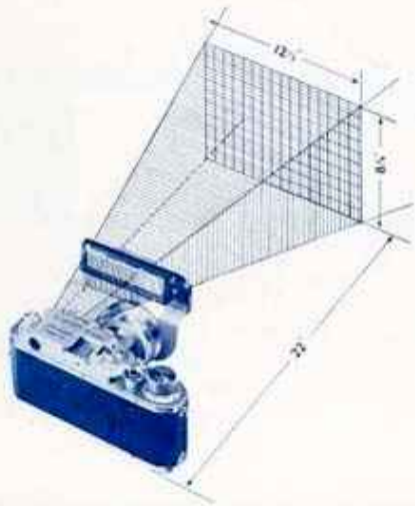
f-OPENING

There is no need to consider a compensation for a f-opening although the AUTO-UP is used, but since a depth-of-field will be very shallow as can be noticed from the table given at the end of this booklet, it is extremely important to focus sharply on middle of an object using the smallest practical f-opening.

PARALLAX



If the subject distance is 39 inches, the field-of-view will be as illustrated above—A-B-C-D, (A-E-F-D plus E-B-C-F).



If the subject distance is 22 inches, the field-of-view will be as illustrated above. Rectangle A-B-C-D shown on page 7 should be lowered to A'-B'-C'-D', (A'-E'-F'-D' plus E'-B'-C'-F'). When the subject distance is between the two extremes, correction for the field-of-view should be made proportionally to the subject distance.



Canon CAMERA HOLDER

AN HANDY ACCESSORY FOR LONG
EXPOSURES AND TELEPHOTO SHOTS



CANON PARALLAX COMPENSATOR

Parallax Compensator for Auto-Up is used with Canon Universal Viewfinder.

When this is used Parallax chapter illustrated in page 6, 7, 8 and 9 can be disregarded.

