

A SYMBOL IS A PROMISE.



Official Photographic consultant
to World Championship Tennis



Contributed to
the U.S. Olympic
Committee




Official 35mm camera of
the PGA



THE OFFICIAL PHOTOGRAPHIC CONSULTANT TO
80U.S. OPEN TENNIS CHAMPIONSHIPS



THE OFFICIAL
35MM CAMERA OF
THE 1980 OLYMPIC
WINTER GAMES



The Official Camera of
Madison Square Garden



LONG BEACH GRAND PRIX



The Official Camera of
United States Auto Club



The Official Camera of
Watkins Glen

Canon

CANON INC. 11-28, Mita 3-chome, Minato-ku, Tokyo 108, Japan

USA — CANON U.S.A., INC. HEAD OFFICE
One Canon Plaza, Lake Success, Long Island, N.Y. 11042, U.S.A.

CANON U.S.A., INC. MANHATTAN SERVICE STATION
600 Third Avenue, New York, N.Y. 10016, U.S.A.

CANON U.S.A., INC. ATLANTA OFFICE
6380 Peachtree Industrial Blvd., Norcross, Georgia 30071, U.S.A.

CANON U.S.A., INC. CHICAGO OFFICE
140 Industrial Drive, Elmhurst, Illinois 60126 U.S.A.

CANON U.S.A., INC. LOS ANGELES OFFICE
123 Paularino Avenue East, Costa Mesa, California 92626, U.S.A.

CANON U.S.A., INC. LOS ANGELES SERVICE STATION
3321 Wilshire Blvd., Los Angeles, California 90010, U.S.A.

CANON U.S.A., INC. SAN FRANCISCO SERVICE STATION
776 Market Street, San Francisco, California 94102, U.S.A.

CANON U.S.A., INC. HAWAII OFFICE
Bldg. B-2, 1050 Ala Moana Blvd., Honolulu, Hawaii 96814, U.S.A.

CANADA — CANON OPTICS & BUSINESS MACHINES CANADA, LTD.
HEAD OFFICE

3245 American Drive, Mississauga, Ontario L4V 1N4, Canada

CANON OPTICS & BUSINESS MACHINES CANADA, LTD.
MONTREAL OFFICE

3070 Brabant-Marineau Street, St. Laurent, Quebec H4S 1K7, Canada

CANON OPTICS & BUSINESS MACHINES CANADA, LTD.
VANCOUVER OFFICE

5900A, No. 2 Road, Richmond, B.C. V7C 4R9, Canada

EUROPE, AFRICA & MIDDLE EAST — CANON OPTICS & BUSINESS MACHINES CANADA, LTD.
EDMONTON SERVICE CENTER

5222-86 St. Edmonton, Alberta T6E 5J6, Canada

CANON AMSTERDAM NV
P.O. Box 7907, 1008 AC Amsterdam, The Netherlands

CANON AMSTERDAM NV CAMERA SERVICE CENTER
Gebouw 70, Schiphol Oost, The Netherlands

CENTRAL & SOUTH AMERICA — CANON LATIN AMERICA, INC. SALES DEPARTMENT
P.O. Box 7022, Panama S, Rep. of Panama

CANON LATIN AMERICA, INC. REPAIR SERVICE CENTER
P.O. Box 2019, Colon Free Zone, Rep. of Panama

SOUTHEAST ASIA — CANON HONGKONG TRADING CO., LTD.
Golden Bear Industrial Centre, 7/F., 66-82 Chai Wan Kok Street,
Tsuen Wan, New Territories, Kowloon, Hong Kong

OCEANIA — CANON AUSTRALIA PTY. LTD.
22 Lamb Road, Artarmon, Sydney 2064, Australia

A NEW GENERATION

Canon A-1

Six-mode exposure control.
System versatility.
Newer electronics for wider
applications.



THE OFFICIAL
35MM CAMERA OF
THE 1980 OLYMPIC
WINTER GAMES



What the A-1 offers

Five automatic exposure modes and manual

- * Shutter-speed priority AE
 - * Aperture priority AE
 - * Programmed AE
 - * Stopped-down AE
 - * Electronic Flash AE
 - * Manual control of exposure
- Operation made extremely easy by the AT dial and the AE mode selector

Viewfinder showing unobstructed view of picture image

- * Photographic information in dynamic digital display posing no obstruction to viewing
- * On/off viewfinder display switch

Further expansion of photographic possibilities

- * Metering range from EV -2 to EV 18
- * Shutter speeds from 1/1000 of a second to 30 seconds
- * Usable film sensitivity range from ASA 6 to ASA 12800
- * Exposure compensation in 12 different settings
- * Exposure memory based on storage of the amount of light itself
- * Multiple exposures
- * Two-speed self-timer
- * Reliability and high-quality performance ensured by the incorporation of the most recent developments in optics and electronics
- * Complete digital computing process to make possible a remarkably compact and lightweight camera, which is also extremely easy to operate

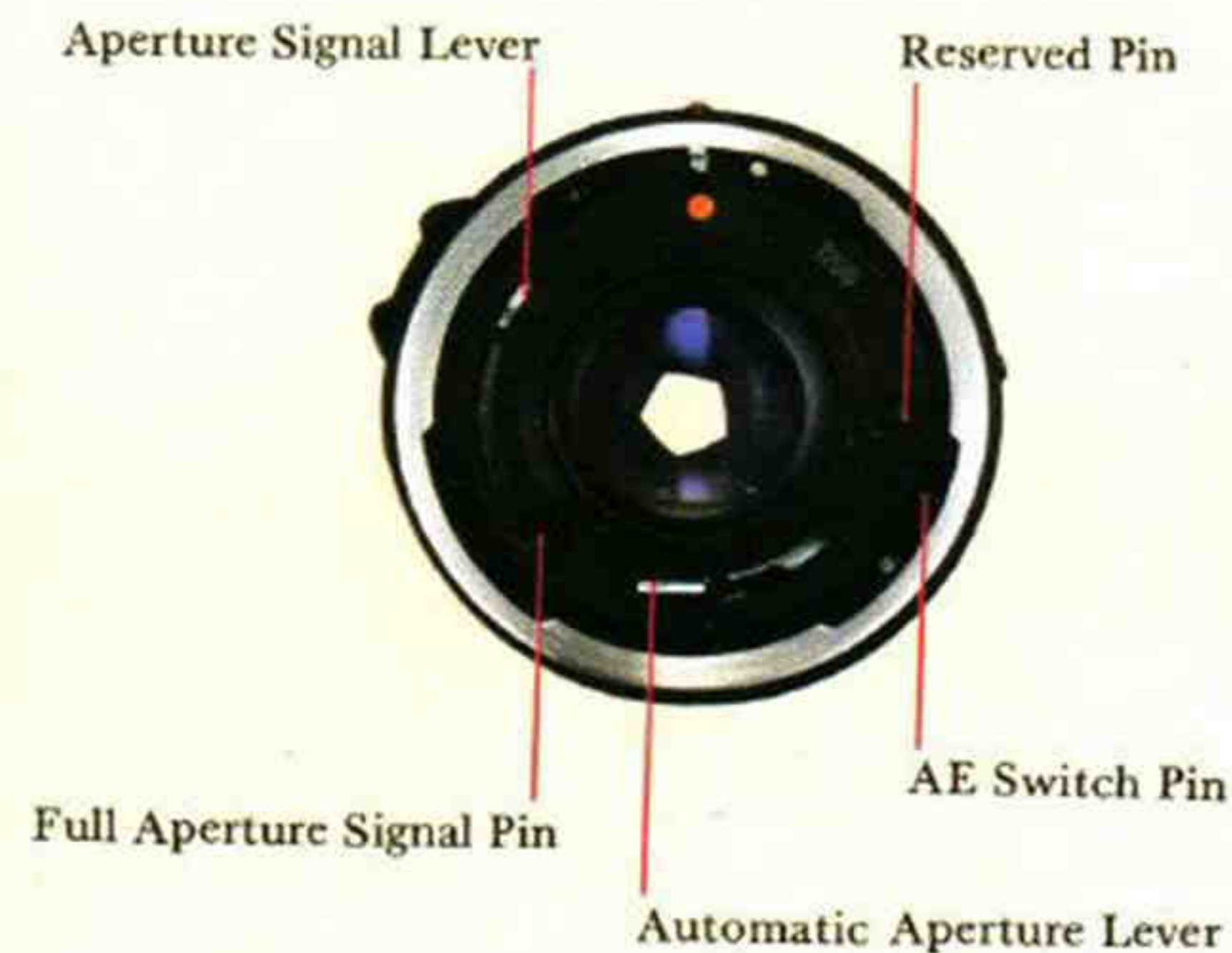

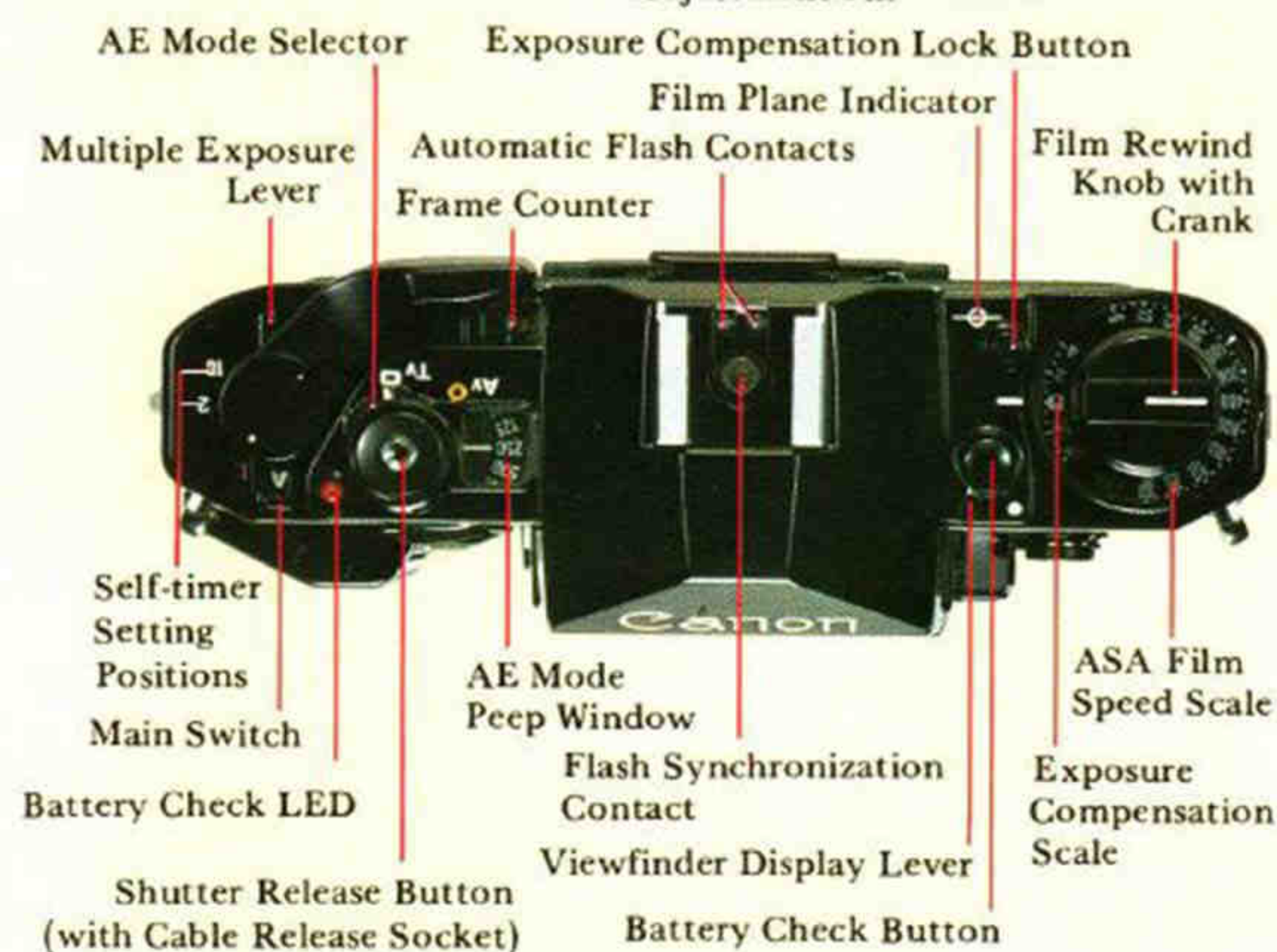


Extended system photography

- * Motor Drive MA for automatic film advance at up to 5 frames per second
- * Wireless Controller LC-1 for remote control shooting
- * Power Winder A also usable with the AE-1
- * Acceptability of the Speedlite 577G, 533G, 199A, 177A, 155A and 133A for automatic exposure with flash
- * Data Back A also acceptable for classifying photographs as in the AE-1 system
- * A fully comprehensive assortment of system accessories and attachments for all conceivable photographic purposes

Full use of the potentialities of the FD lenses


- * Perfect acceptability of all the Canon FD lenses without any adjustment

Nomenclature





Shutter-priority AE



All-out digital computerization has made possible the automation of five exposure control modes in the Canon A-1, while simplifying their use, beginning with shutter-speed priority AE. Upon the input of a given shutter speed, the camera's micro-computer circuitry meters light, converts the EV into digital input, analyzes factors such as film speed and maximum aperture of the lens, and processes them to automatically determine the aperture for correct exposure.

Fast moving subjects, expressions of a child or an adult un-awares, sports, all kinds of action, and sudden shutter chances are the occasions for shutter-speed priority.

The A-1 improves even further such advantages of shutter-speed priority by eliminating camera shake effects when using telephoto lenses, and by affording the possibility of intentionally blurring an image for a creative effect. It is easy to tell what shutter speed is appropriate for a given situation, and once you set it the camera takes over the whole process of exposure.

The AT dial of the camera has been designed so that adjustments take a mere fraction of a second. The shutter speed setting can be seen immediately in the viewfinder's dynamic display, reflecting its input into the micro-processor where it becomes the basis for all calculations. The mode selector has two basic positions, "Av" and "Tv". You choose "Tv" for shutter-speed priority and everything in the A-1 is ready for you to simply point and shoot.



Aperture Priority AE



Preference for aperture priority over that of shutter speed had, up to now, divided professionals and experts into two sides. Indeed, for still subjects, architecture and landscapes, portraits, family reunions and other memorabilia, better results can be obtained by setting a fixed aperture and leaving the determination of shutter speed to the camera's automatic exposure capabilities. Once the aperture is set on the AT dial, the camera's micro-computer processes light, film speed and other factors to provide the exact shutter speed needed for correct exposure. You press the shutter button and the electromagnetic release gives you a splendid photograph.

Everything that the supporters of aperture priority look for is perfectly obtained, and even enhanced by other functions.

When depth of field is of particular importance, the aperture priority AE mode places you on a vantage point. You can see at all times clearly displayed in the viewfinder the different shutter speeds that the A-1 is computing according to the changes in exposure value. You can always be able to tell exactly what the shutter speed is before you press the button. This feature allows you to make photographs respond to your own intention, an invaluable advantage that only the A-1 can offer.

The AT dial is your steering wheel to stay on the right path all the time, and changing from one AE mode to the other is just as easy as it was to set your initial choice.





3

Programmed AE

The Canon A-1 offers the most comprehensive range of functions among SLR cameras, embracing an entire system of photography. Yet it also offers a programmed AE mode in the manner of the easy snapshot camera, but with all the assurance of an electronic SLR.

In the hands of a top-ranking professional, the A-1 affords unlimited possibilities for outstanding work and creative experiments. For the person without any experience, its electronic marvels are available simply by using the programmed AE mode. Both shutter speed and aperture are left then to the camera's own arithmetic so that, when your instruction for shutter release is given, the photograph will be correctly exposed.

Correct exposure is also assured even in very dim light. Then, the A-1's almost magic capabilities work so that if the subject is too dark for the lens to cope with it at its maximum aperture, it automatically switches to slower shutter speeds until the balance for correct exposure is obtained. The very beginner can find in the Canon A-1 the key to photography with interchangeable lenses and all the other advantages offered by SLR cameras.




4

Stopped-down AE

Additional definition in the bordering areas of the picture field, and the possibility of checking the depth of field when using FD lenses, are advantages of stopping down the lens which can be fully exploited with the Canon A-1's automatic exposure controlled by the most advanced electronic circuitry in the camera world today.

This is particularly effective in close-ups, photomacrography, and photomicrography, which are photographic fields usually reserved for the professional and the expert.

Once you disengage the lens from the "A" mark and push the stop-down lever on the front of the camera body, the camera's computer circuitry determines the correct shutter speed. Even if you are not familiar with this type of photography, you can now rely on computerized accuracy, and use accessories for close-ups or photomacrography or even perform photomicrography.





Electronic Flash AE

When the A-1 is used with the specially designed Speedlite 199A, 177A, 155A, 133A or the new 533G or 577G, there is no need to make any adjustments on the camera. The adjustments made on the flash couple with the A-1's processing circuitry, a red "F" LED signal in the viewfinder indicates battery charge completion, and the problem of light is electronically solved.

The amount of light and flash duration are regulated automatically no matter what the setting of the mode selector is.

The signal from the electronic flash unit changes the shutter speed to the X sync. at 1/60 of a second, and the aperture is adjusted according to the aperture range adjustment made on the electronic flash unit out of the fully comprehensive choice it offers. Synchronization speed and the automatic aperture you have set on the flash unit are also shown, and in manual flash photography, the letter "M" is displayed.

The marvellous Speedlite 199A and other automatic flashes are perfectly compatible with the A-1's automation system, to keep you from ever losing your way in the dark.



Manual Control of Exposure

When you want to take over completely and forget about the advantages of automatic exposure, the Canon A-1 can easily be shifted to manual control.

The metered aperture value is displayed in the viewfinder to guide you while you are on your own.

Further expansion of photographic possibilities

Wide metering range: The A-1's meter sensitivity extends all the way from EV -2 to EV 18 thanks to the introduction of an IC with great capacity and the conversion of the metered light into digital input. Sealed together with the photocell is the IC employed by the log amplifier for amplifying signals, and the discharge circuit for improving response. For the highest accuracy, the Central Emphasis method is employed.

Three methods of exposure compensation: The A-1 offers two exposure compensation mechanisms and compensation by manual aperture control. The ASA speed dial shows the 12 compensation settings provided for fine adjustments. An exposure memory switch expands the exposure compensation procedures. Manual aperture adjustments afford as much compensation as you can require.

Photography in the dimmest light: The Canon A-1 can meter accurately all the way down to about the limit of dim light in which it is possible to focus by looking through the viewfinder.

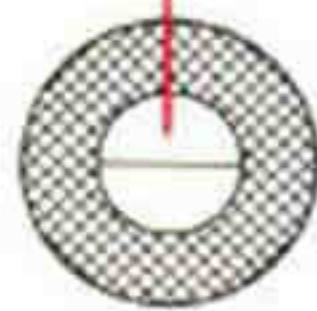
For ordinary photography with full aperture metering, or for high-magnification photomicrography using a bellows, or in photomicrography, with the camera set for AE control, the A-1 delivers with the same accuracy. It is always possible to read the display data.

Multiple exposures at will: Exposing the same frame many times is now a matter of the flick of a finger. When the multiple exposure lever is set, the film advance lever cocks the shutter, but film does not advance and the frame counter does not move.



Split-image Microprism Rangefinder

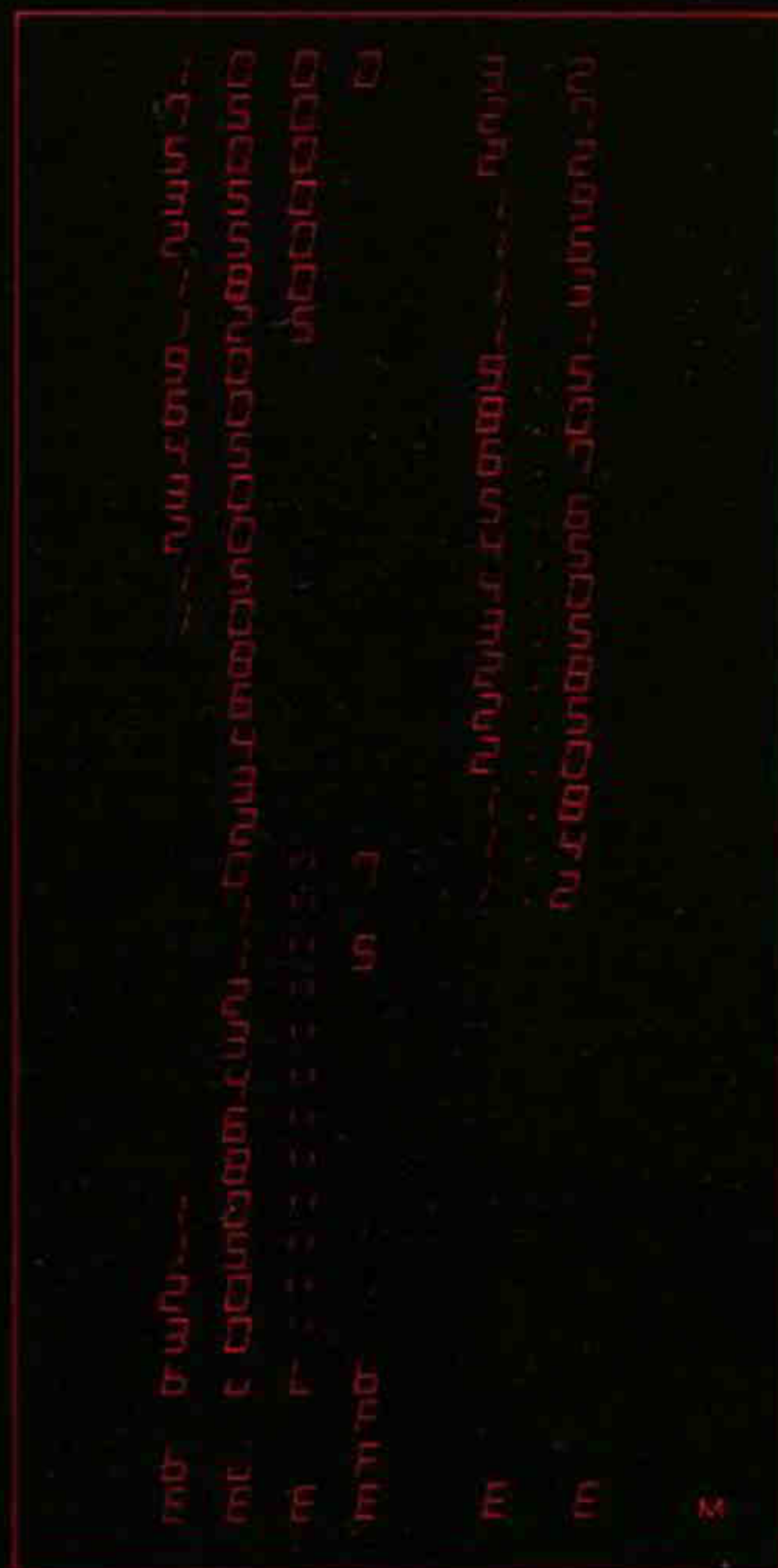
Matte Screen



Shutter Speed

Aperture Value

Manual Control
Indication



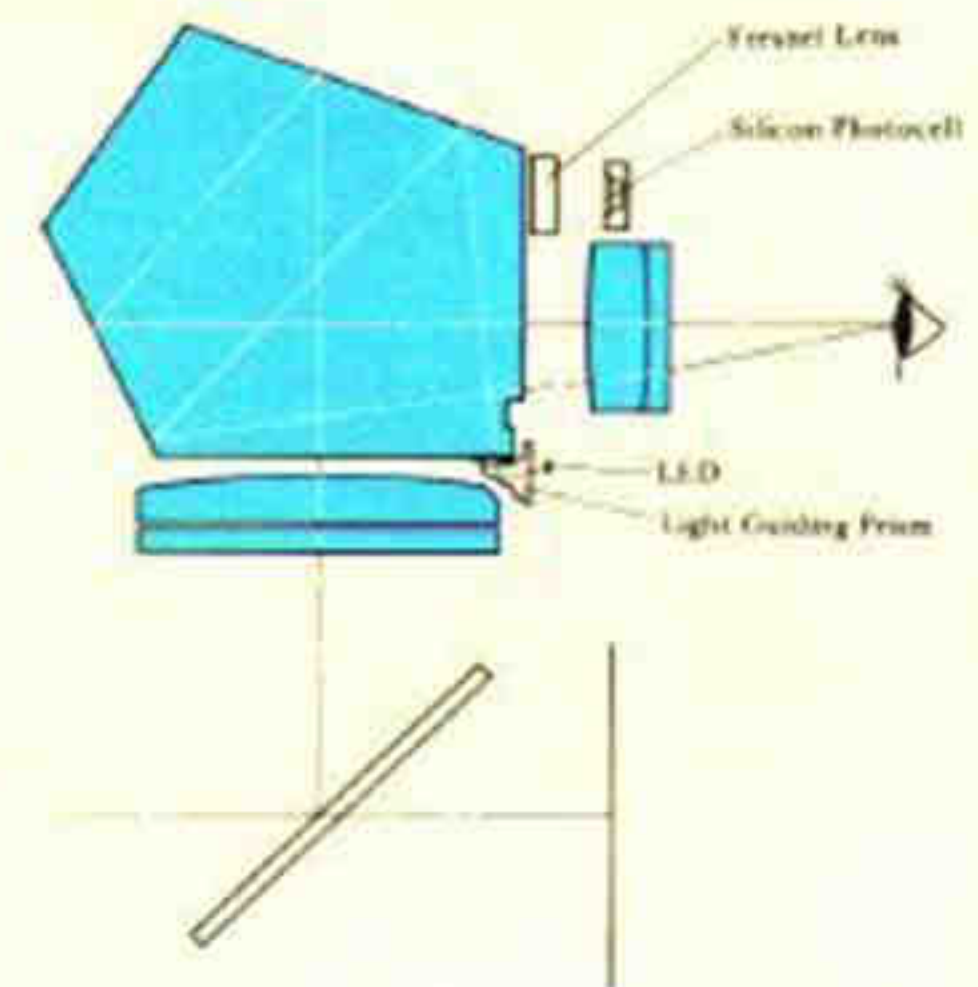
The breakthrough viewfinder

The value of a viewfinder's design lies in the way it can show what the naked eye would see. The A-1 offers a clear, bright viewfinder image without any obstruction because all photographic information appears in alphanumeric form, below the image field, in dynamic LED digital display.

The first light pressure on the shutter release button, or with the exposure preview button, or with the exposure memory button, will place before your eyes the priority settings and the changing values, flash readiness, manual override, and possible exposure errors in segmented LED characters, perfectly clear and legible at all times.

Whenever there may be overexposure, or underexposure, or when the subject is outside of the exposure meter's coupling range the viewfinder display will give you the proper warning. A viewfinder display lever is available for turning the display off, if you prefer.

The viewfinder has been designed to make focusing extremely easy. The Central Emphasis metering method is employed, and the split-image microprism rangefinder together with the bright matte screen facilitates focusing accuracy.



500 2.8

In the shutter-speed priority mode, the viewfinder keeps the selected speed on display while it shows aperture changes according to the changes in brightness.

250 1.4

In the aperture priority AE mode, aperture remains the same, and the display shows the shutter speeds computed against brightness.

60 F 5.6

When one of the specified Canon Speedlites is used, battery charge completion is indicated by an "F" signal.

125 5.6

In the programmed AE mode, both shutter speed and aperture vary according to the brightness of the subject. The aperture becomes fixed when it reaches the lens' maximum aperture.

30

In the stopped-down AE mode the viewfinder shows the appropriate shutter speeds. Incorrect exposure warnings are flashed in the dynamic display.

1000 8.0 M


When the camera is set for manual control of exposure, an "M" and the metered aperture value are shown as a convenient reference at all times.

EEEE EE

An error mark (EEEE EE) appears and the shutter button is locked when the AE mode is not correctly set. The camera's circuitry is restored by using the multiple exposure lever.


A close look at the "instrument panel"

With a 30° stand-off angle provided for the sake of readiness in action photography, this film advance lever has a short 120° stroke to allow quick winding in succession. It is contoured to perfectly fit the thumb's movement with a molded plastic tip.



The battery check button serves the double purpose of activating the charge level indicator LED, and cancelling the self-timer's operation. The viewfinder display lever can turn the alphanumeric display completely off.

Exposure compensation can be easily performed over a range of ± 2 gradations of the aperture scale marked in 1/3 increments opposite the ASA scale. The flick of a finger gives you just the increase or decrease in exposure you may desire, with utmost accuracy.




The exposure memory switch, located above the exposure preview switch, stores the exact exposure value in the micro-computer system. It can be used for manual exposure compensation among other things. Exposure preview is possible immediately after pressing the switch for the purpose, and the viewfinder LED digital display is also activated.

The multiple exposure lever, on the left below, allows you to expose the same frame as many times as you want. Both film and frame counter remain stationary.




The AT dial, on the right above, is the command center for setting the AE mode, except stopped-down metering AE and flash AE. By means of a sliding switch, the dial guard can be applied to prevent unintentional movement or recede for easy finger-tip setting.

If the AE-1's finger-grip support was considered a landmark of functionality, the A-1's large action grip provides an even better, steadier hold to afford perfect one-hand portability. Besides, it is detachable.



The eyepiece shutter shuts out all extraneous light. For special fields of photography, it is an added safeguard against the possibility of unwanted light ruining a photograph.

The self-timer has two settings, for a 2-second and a 10-second time lag. The 2-second lag can be used instead of a cable release. You can rely on the utmost accuracy of either of the two settings.



The LED signal beside the self-timer lever keeps you informed of what is going to take place and when. It blinks at a certain speed when set for 10 seconds and blinks faster when there are only 2 seconds left before shutter release so that you may be able to know the exact instant of exposure.

Only one, very small 6V silver oxide or alkaline manganese battery is required to power the A-1's entire electronics. One of the great advantages of the circuitry employed is that a new battery will last for one year under normal use.



A memo holder on the back of the A-1 is available for many practical uses. For always having a handy reference of the type of film you are using, or the location, or a given work, the film end tab, or a similar memo, can be inserted into it. Introduced with the AE-1, it was very highly praised.

The command post of the A-1's versatility

The AT dial is used to set the various AE modes, except the stopped-down AE and flash AE, which function regardless of the setting. By moving it to the "Av" or the "Tv" positions, the micro-computer controls camera operation accordingly. A programmable logic array (PLA) has made the AT dial the command post of the A-1's modes of automatic exposure control. Operational ease was given the utmost importance in its design, to place it at thumb's reach and ready to obey your orders immediately. Canon's design engineers conceived the AT dial in the place and with the shape that best conform to natural, effortless motion. Furthermore, no lens adjustment is required when you change from one priority to the other, not for programmed AE or Speedlite Flash AE. Stopped-down AE, of course, requires changing the lens' aperture ring setting to a position other than the "A" mark.



"Av" settings indicate aperture priority AE and are marked in black over a yellow field. "Tv" settings, for shutter-speed priority, are marked in white from 1/1000 of a second down to 1 second, and from 2 to 30 seconds in yellow, both over a black field. A green "P" inside a square is the programmed AE setting. Aperture and shutter speed are input in the form of digital pulse signals into the camera's think-tank circuitry by means of this one dial. Operation could not be simpler, and both accuracy and immediate response are enhanced.



There is no longer room for discussion about which is better, aperture priority or shutter-speed priority, since the A-1 gives you both and lets you dial your choice at any time.

The most advanced electronics were employed to make such a high degree of automation possible and to warrant the utmost accuracy.

The AT dial is a functional breakthrough reflecting the resourcefulness of the camera, otherwise hidden to your eyes except for the results when film is developed and the print is made.





Ni-Cd Pack MA



Instant High-speed Button

Battery Pack MA

The Motor Drive MA extends the photographic capabilities of the A-1 to fast sequence shooting at up to 5 frames per second. Two different power sources are available, the Battery Pack MA and the rechargeable Ni-Cd Pack MA. It has two lockable shutter release buttons and can also be activated by the camera's. The Ni-Cd Pack MA is very compact and does not affect the A-1's remarkable handling ease. A warning signal lights up at film end. Besides, if you photograph with the camera in a vertical position, you will find that there is a shutter release provided specially for that purpose. For improving accuracy, only electrical signals are exchanged between the camera's circuitry and the Motor Drive. Single frames and two-speed continuous Shooting

There is a choice of three speeds, H (5 frames/second), L (3.5 frames/second), and S (Single frame) with the Battery Pack MA.

Wireless Controller LC-1

This accessory affords remote Control with the Motor Drive MA for single frames or sequences at distances up to 60m.

Mode Selection Dial
Shutter Button for
Vertical Position



Specifications

Motor Drive MA Unit

Motor Drive MA

Structure: Grip type, composed of a motor for film winding, an electromagnetic clutch, a set of gears and a shutter release button. **Dimensions and Weight:** 151mm (W) x 67mm (D) x 80mm (H) (5-15/16" x 2-5/8" x 3-1/8"), 200g (7 ozs.).

Ni-Cd Pack MA

Structure: Consists of a motor control circuit with an automatic stop circuit, Ni-Cd battery, a vertical position shutter release button and a selector switch. **Shooting Modes:** Three changeable modes: H (4 frames/sec.), L (3 frames/sec.) and S (single frames). **Battery Life:** (H mode with 36 exposure film) Normal Temperatures: 60 rolls or more. Low Temperatures: (-10°C): 15 rolls or more. **Operable Temperature Range:** -20°C ~ +40°C. **Power Source:** Built-in Ni-Cd batteries, 14.4V. Rechargeable. **Dimensions and Weight:** 151mm (W) x 61mm (D) x 29mm (H) (5-15/16" x 2-3/8" x 1-1/8"), 205g (7 ozs.).

Battery Pack MA

Structure: Consists of a motor control circuit with an automatic stop circuit, a battery magazine for penlight (size AA) batteries, a vertical position shutter release button, an instant high speed mode button and a selector switch. **Shooting Modes:** Three changeable modes: H (5 frames/sec.), L (3.5 frames/sec.) and S (single frames). **Battery Life:** (H mode with 36 exposure film) Normal Temperatures: 60 rolls or more. Low Temperatures (-10°C): 5 rolls or more. **Operable Temperature Range:** -10°C ~ +45°C. **Power Source:** 18 volts (12 penlight size AA batteries). **Dimensions and Weight:** 151mm (W) x 67mm (D) x 40mm (H) (5-15/16" x 2-5/8" x 1-9/16"), 395g (13 ozs.) including batteries.

Wireless Controller LC-1

Transmitter

Power Source: Two penlight alkaline manganese batteries. **Recycling Time:** One second or less. **Number of Channels:** Three. Indications for CH1, CH2, and CH3. **Light Wavelength:** Approx. 700nm or more. **Size and Weight:** 49mm (W) x 120mm (D) x 37mm (H) (1-15/16" x 4-3/4" x 1-1/2"), 172g (6 ozs.) including batteries.

Receiver

Power Source: One 006P battery (DC 9V). **Recycling Time:** 0.5 sec. or less. **Wavelength of Receiving Light:** Approx. 900nm (peak value). **Number of Channels:** Three. CH1, CH2, CH3. **Switch:** S, C. Sliding type. (S: single. C: continuous). **Attachment:** Onto the camera's accessory shoe. **Size and Weight:** 35mm (W) x 62mm (D) x 84.5mm (H) (1-3/8" x 2-7/16" x 3-5/16"), 153g (5 ozs.) including batteries.

Subject to change without notice.





The Canon Power Winder A, developed for the Canon AE-1, can also be used with the A-1. It provides continuous automatic film advance at a rate of approximately two frames per second with full advantage of the automatic exposure control afforded by the A-1's electronic circuitry.

Specifications

Power Winder A

Winding Speed: About 0.5 second. **Operation:** Activated by the shutter release button of the camera. **Shutter Speed Coupling Range:** 1/60 to 1/1000 second for continuous photography. "B" to 1/1000 second for single frame photography. **Frame Counting:** By the frame counter of the Camera. **Automatic Cut-off Circuit:** At the time of completion of a roll of film, or when battery power is insufficient, the Power Winder A automatically stops and its LED glows. **Mounting:** Attached via the tripod socket after the winder coupler cover has been removed. **Power Source:** Four penlight batteries (size AA); good for more than 20 rolls of 36-exposure film under normal temperatures. **Size:** 141mm (W) x 42mm (D) x 34mm (H). (5-9/16" x 1-5/8" x 1-5/16") **Weight:** 300g (10-9/16 ozs.) including batteries.

Subject to change without notice.

Just the right light, automatically yours



Canon A-1 with Speedlite 199A

Coupling perfectly with the A-1's electronic circuitry are six electronic Speedlite flashes, the 199A, 177A, 155A, 133A and the new 533G and 577G. Made just for the A-1, the 199A is the world's first flash to employ I²L circuitry. It's big power enables it to have three automatic apertures (f/2.8, f/5.6 and f/11 at ASA 100). As long as your subject is within the set range, excellent flash results will be yours at a touch of the

shutter-release button. The same is true of the other flashes, as well. Both the 177A and 155A have two automatic apertures, with the 177A's range being greater. The little 133A, last of the hot-shoe types, has an ASA changeover switch with the aperture set on f/4. The newest A-series additions are the 533G and 577G. With quick-release handle, increased bounce flash capabilities and flash range, they perfectly match the versatile A-1. And with the light sensor seated in the camera's accessory shoe, correct auto-exposure is still simple, even for the beginner.



Specifications

Speedlite 199A

Guide Number: 30 (ASA 100, m) or 50 (ASA 25, ft.). **Recycling Time:** Less than 10 sec. with AM-3 batteries and 0.2 - 10 sec. on automatic; less than 6 sec. with Ni-Cd batteries and 0.2 - 6 sec. on automatic. **Number of Flashes:** More than 100 with AM-3 batteries and more than 50 with Ni-Cd batteries allowing 30 sec. between each firing. **Flash Duration:** 1/500 - 1/50000 sec. **Aperture Choices:** f/2.8, f/5.6 and f/11 at ASA 100. **Auto Coupling Ranges:** 1.5 m to 10.6 m at red "A" (f/2.8, ASA 100) and with Wide Adaptor, 1.5 m to 6.3 m. At green "A", 1 m to 5.3 m (f/5.6, ASA 100) and with wide adaptor, 1 m to 3.2 m. At yellow "A", 0.5 m to 2.6 m (f/11, ASA 100) and, with wide adaptor, 0.5 m to 1.6 m. **Flash Coverage:** Adequate for 35mm lens on a 35mm format. With Wide Adaptor, adequate coverage for 24mm lens. **Bounce:** Bounce features with click stops at 90, 75, and 60 degrees. **Size:** 79mm (W) x 83mm (D) x 116mm (H). (3-1/8" x 3-1/4" x 4-1/2"). **Weight:** 490g (1 lb. 1-5/16 ozs.) including batteries.

Speedlite 177A

Guide Number: 25 (ASA 100, m) or 41 (ASA 25, ft.) 16 (ASA 100, m) or 26 (ASA 25, ft.) with Wide Adaptor. **Recycling Time:** Less than 8 sec. using alkaline-manganese batteries. Less than 6 sec. using Ni-Cd batteries. **Number of Flashes:** 200 or more using alkaline-manganese batteries. 70 or more using Ni-Cd batteries. **Flash Duration:** 1/600 sec. - 1/50,000 sec. **Aperture Selection Switch:** f/2.8 (red), f/5.6 (green), and manual (M) at ASA 100. **Auto Shooting Distance Range:** 1.0 - 4.5m (1.0 - 5.7m with Wide Adaptor) at red "A". 0.5 - 4.5m (0.5 - 2.8m with Wide Adaptor) at green "A". **Flash Coverage:** Covers 35mm lens. With Wide Adaptor, covers 28mm lens. **Size:** 72 (W) x 58 (D) x 107 (H)mm. (2-13/16" x 2-5/16" x 4-3/16"). **Weight:** 310g (10-15/16 ozs.) including batteries.

Speedlite 155A

Guide Number: 17 (ASA 100, m) or 28 (ASA 25, ft.). **Recycling Time:** Less than seven seconds with alkaline batteries; or less than five seconds when using Ni-Cd batteries. **Number of Flashes:** More than 300 using alkaline batteries. More than 90 using Ni-Cd batteries. **Flash Duration:** 1/1000 - 1/50000 sec. **Aperture Selection Switch:** Red (f/2.8 at ASA 100), MANU., and Green (f/5.6 at ASA 100). **Effective Distance**

Range: 0.5m to 6m at f/2.8 (ASA 100) 0.5m to 3m at f/5.6 (ASA 100). **Flash Coverage:** Covers 35mm lens. **Size:** 70mm (W) x 51mm (D) x 105mm (H). (2-3/4" x 2" x 4-1/8") **Weight:** 300g (10-9/16 ozs.) including batteries.

Speedlite 133A

Guide Number: 16 (ASA 100, m) or 26 (ASA 25, ft.). **Recycling Time:** Less than 9 sec. using alkaline-manganese batteries. Less than 6 sec. using Ni-Cd batteries. **Number of Flashes:** 100 or more using alkaline-manganese batteries. 70 or more using Ni-Cd batteries. **Flash Duration:** 1/700 sec. — 1/100000 sec. **ASA Film Speed Switch:** Two positions: ASA 80, 100 (green), ASA 400 (orange). **Auto Shooting Distance Range:** 1.0 — 8m at orange "A". 0.5 — 4m at green "A". **Flash Coverage:** Covers 35mm lens. **Size:** 62 (W) x 37 (D) x 95(H)mm. (2-7/16" x 1-7/16" x 3-3/4") **Weight:** 200g (7-1/16 ozs.) including batteries.



Speedlite 577G

Guide Number: 48 (ASA 100, m) or 80 (ASA 25, ft.). **Recycling Time (on automatic):** 0.2–18 sec. with alkaline-manganese batteries. 0.2–7 sec. with Ni-Cd batteries. **Number of Flashes (on automatic):** 100–1,000 with alkaline-manganese batteries and 75–750 with Ni-Cd batteries allowing 30 sec. between each firing. **Flash Duration:** 1/400–1/50,000 sec. **Auto Apertures:** f/2.8, f/5.6 and f/11 at ASA 100. **Auto Coupling Ranges:** 2.5–17m at red "A" (f/2.8, ASA 100) without Adaptor. At green "A", 1.5–8.5m and at yellow "A", 1–4.3m without Adaptor. **Flash Coverage:** For 35mm format, covers an angle of view of 35mm lens. With Wide Adaptor, adequate coverage for 20mm lens. With Tele Adapter, covers 100mm lens. **Bounce:** Maximum upward tilt of 120° with detents at 0°, 60°, 75°, 90°, and 120°. 120° shift to both left and right with detents at 0°, 60°, 75°, 90°, 105° and 120°. **Power Source:** 6 C-size alkaline-manganese batteries or Ni-Cd Pack TP in the Transistor Pack G. **Size:** 99 (W) x 107 (D) x 245 (H)mm (2-7/8" x 4-1/4" x 9-5/8") **Weight:** 600g (21-3/16 ozs.) without batteries.

Speedlite 533G

Guide Number: 36 (ASA 100, m) or 60 (ASA 25 ft.) **Recycling Time:** 0.2–10 sec. with alkaline-manganese batteries. 0.2–5.5 sec. with Ni-Cd batteries. **Number of Flashes (on automatic):** 120–1,200 with alkaline-manganese batteries and 55–555 with Ni-Cd batteries allowing 30 sec. between each firing. **Flash Duration:** 1/800–1/50,000 sec. **Auto Apertures:** f/2.8, f/5.6 and f/11 at ASA 100. **Auto Coupling Ranges:** 2.5–12.8m at red "A" (f/2.8, ASA 100) without Adaptor. At green "A", 1.5–6.4m and at yellow "A", 1–3.2m without

Adaptor. **Flash Coverage:** Adequate for 35mm lens on a 35mm format. With Wide Adaptor, adequate coverage for 20mm lens. With Tele Adaptor, covers 100mm lens. **Bounce:** Maximum upward tilt of 120° with detents at 0°, 60°, 75°, 90°, and 120°. 120° shift to both left and right with detents at 0°, 60°, 75°, 90°, 105° and 120°. **Power Source:** 4 AA-size alkaline-manganese or rechargeable Ni-Cd batteries or 6 C size alkaline-manganese batteries or Ni-Cd Pack TP in the Transistor Pack G. **Size:** 93 (W) x 104 (D) x 248 (H)mm (3-11/16" x 4-1/8" x 9-3/4") **Weight:** 655g (23-1/8 ozs.) without batteries.

Subject to change without notice.



Macrolite ML-1

New on the scene, this two-headed flash is designed to provide the most appropriate distribution of light in close-up photography. It is made especially for the Canon FD 80-200mm f/4 lens and is also very useful with the FD 50mm f/3.5 Macro and FD 100mm f/4 Macro lenses.

What does a non-macro zoom lens have to do with close-up photography? Combine the FD 80-200mm f/4 lens with the Macrolite and the new Close-up Lens 500T and watch it turn into a perfect solution for close-ups in the medical and dental fields. Its wide zoom range gives a wide range of close-up magnifications. And since the zoom range consists of long focal lengths, it's possible to keep a distance in delicate operations. It's also fast and easy to use.

Special features of the Macrolite include a wide adapter for softening highlights, a swivel switch for rotating the flash around the optical axis and the possibility of cutting off light from either of the two flash heads. Up to three auto apertures are available.

Specifications

Guide Number: 16 (m, ASA 100); 9.5 (m, ASA 100) with Wide Adaptor. **Flash Duration:** 1/500 — 1/50000 sec. **Aperture Selection Switch:** Three auto apertures which differ with ASA; f/5.6, f/11 and f/22 for ASA 100 and MANU. **Auto Shooting Range:** 0.6 — 2.8m (2 — 9.3ft.) depending on auto aperture. Less with Wide Adaptor. **Dimensions and Weight:** Flash Unit; 131 (W) x 39.7 (D) x 99 (H)mm (5-3/16" x 1-9/16" x 3-7/8"), 170g (6 ozs.), Control Unit; 50 (W) x 59 (D) x 38.6 (H)mm (2" x 2-1/4" x 1-1/2"), 70g (2-7/16 ozs.), Battery Case; 77.4 (W) x 35.6 (D) x 162 (H)mm (3-1/16" x 1-7/16" x 6-3/8"), 560g (1 lb. 3-3/4 ozs.) including batteries.

Subject to change without notice.



The improvements incorporated in Canon's New FD lens range enable you to take full advantage of the A-1's - and your own - creative potential. Lighter and more compact, the New FD lenses feature such innovations as ultra low-dispersion (UD) glass, the Canon Floating System and extensive application of aspherical and fluorite elements, all of which provide improved sharpness and excellent, uniform color balance. Another major advantage of the system is the wide choice available - nearly 50 lenses in all. Lenses which can bring a distant object nearer or a close subject seem farther away. Or portray it exactly as it is in reality. With special lenses, it's even possible to make a round picture, magnify a small subject or manipulate perspective.

Wide Angle Lenses

If a lens with a focal length of around 50 or 55mm is generally considered a normal lens because it results in a picture which looks closest to the scene you saw, any lens with a focal length below 50mm is a wide-angle lens. A wide-angle lens takes in more of a particular scene and makes objects within the scene smaller than does a normal lens from the same shooting distance. For sweeping landscapes and for fitting a large group of people in a picture indoors, this is the kind of lens to pull out of your grab bag. A good place to start looking for just the right one is with a 28mm lens, which is the most popular wide-angle focal length.



New FD 28mm f/2.8

Telephoto Lenses

It's easier to take pictures of sports and animals with a telephoto lens. It's also much easier to grab shots of people without their noticing. That's because a telephoto lens, like a telescope, magnifies the subject, so whether by necessity or design, you can shoot a subject from quite a distance and still fill the picture with it.

Telephoto lenses are those which have a focal length longer than 55mm. The longer the distance at which you usually shoot, the longer the focal length you need. The 135mm focal length is very popular for its convenience and suitability in a wide variety of typical situations.



New FD 135mm f/3.5

Zoom Lenses

Once you've focused, you can actually change the focal length of a zoom lens and still have your subject in focus. Turning a ring on the lens or pushing the lens in and out is all it takes to zero in on your subject from an overall view. Or the other way around. When you don't have time to move back and forth or to change lenses to compose your picture exactly the way you want it, only a zoom lens can do the trick. Be sure to check out the New FD 100-200mm f/5.6 lens. Its compactness, easy handling and reasonable price make it a real winner. Then there's the high-performance New FD 24-35mm f/3.5L, a short zoom with a two-group zoom system. One of the few lenses with an aspherical element for distortion-free images at full aperture, a Floating System prevents any increase in curvature of field at close shooting distances.



New FD 100 - 200mm f/5.6




The Canon Data Back A imprints data on film at the very instant exposure takes place. It amounts to a real system of classifying photographs since the Data Back A imprints dates, letters of the alphabet and Roman numerals and offers three sets of data arrangements to choose from.

Specifications

Data Back A

Attachment: In place of the back cover of the A-1, AE-1 and AT-1. **Data Setting Dials:** Right dial: 32 figures (0 to 31) and two blanks. Central dial: 39 figures (0 to 31; A to G) and a blank. Left dial: 39 figures (0 to 9; 79 to 90; I to X; a to g) and a blank. **Data Imprinting:** Special synchronization cord connection. The built-in lamp imprints the necessary data on the film from the back. By pressing the manual button, the data can be also imprinted. **Exposure Adjustment:** Three different positions to choose from according to the film type and its ASA sensitivity. **Indicator Lamp:** An LED indicates data imprinting. **Power Source:** One 6V silver oxide battery (Eveready or UCAR No. 544 or Mallory PX28) or alkaline battery (Eveready or UCAR No. 537 or Mallory 7K13) which is good for more than 8,000 exposures. **Size:** 100mm (W) x 48.5mm (D) x 14.5mm (H). (3-15/16" x 1-15/16" x 9/16"). **Weight:** 160 g (5-5/8 ozs.) including battery. **Accessories:** Special synchronization cord and case.

Subject to change without notice.



With the A-1, you don't have to be content with taking a picture of a whole bed of flowers when what you really want is to fill the picture with just one or maybe even only a very small part of it. Close-up photography is a fascinating, unusually rewarding field, and it's yours with the A-1 and the right Canon accessories. Canon just recently updated and expanded its close-up system to include about thirty ultra-modern, simple accessories. With them, it's possible to shoot a subject at anywhere from about one-tenth to many times its actual size. Up that close, flowers, insects, small art objects and even miniature tools, mechanical objects and electronic chips reveal stunning beauty and enchanting secrets. Discovering them is among the most pleasurable experiences you can have with the A-1.



New FD 100mm f/4 Macro f/8, ASA 64

Specifications

Type: 35mm SLR (Single-Lens-Reflex) camera with electronically controlled, multiple-mode AE (automatic exposure) and focal plane shutter.

Format: 24 x 36mm.

Photographic Modes: Six modes, including 5 AE modes: shutter-speed priority AE, aperture priority AE, programmed AE, full AE flash photography with specified Canon electronic flashes, and stopped-down AE, as well as manual override.

Interchangeable Lenses: Canon FD lenses (usable with 4 full aperture metering AE modes and with stopped-down AE); Canon FL lenses (usable with stopped-down AE).

Standard Lenses: Canon FD 55mm and 50mm lenses.

Viewfinder: Fixed eye-level pentaprism.

Field of View: 93.5% vertical and 95.3% horizontal coverage of the actual picture area.

Magnification: 0.83X at infinity with a standard 50mm lens.

Focusing Screen: Standard split-image micropism rangefinder.

Viewfinder Information: Displayed in the form of LED digital readout below the visual field. Includes shutter speed, aperture, flashing warning of incorrect exposures and settings, bulb indication, charge completion indicator with specified Canon flash units, manual aperture control signal, error indication for incorrect stopping-down operation. Shutter speed and aperture data displayed in 1/2 step increments. Viewfinder information can be cancelled by turning off the viewfinder display switch.

Dioptric Adjustment: Built-in eyepiece is adjusted to standard -1 diopter.

Eyepiece Attachments: Angle Finders A2 and B, Magnifier S, 10 different Dioptric Adjustment Lenses S for eyesight correction and Eyecup 4S.

Eyepiece Shutter: Built-in. Keeps out extraneous light during self-timer or remote control operation.

Mirror: Instant-return type with shock-absorbing mechanism. No image cut-off in the viewfinder even with the FD 400mm telephoto.

AE Mechanism: Electronically controlled. Employs 3 LSIs with I²L, one Linear LSI and one Bi-MOS IC for light metering.

AE Mode Selection: By means of the AE mode selector. Two main settings: Tv for shutter-speed priority AE, Av for aperture priority AE.

Light Metering System: Through-the-lens (TTL) Central Emphasis metering by silicon photocell located just above eyepiece lens. Light reaches the silicon photocell after passing through a Fresnel lens condenser.

ASA Film Speed Setting: ASA 6 to ASA 12800 in 1/3 step increments. With lock.

Meter Coupling Range: EV -2 to EV 18 at ASA 100 with FD 50mm f/1.4 lens. In the programmed AE mode, meter coupling range depends on the programmed shutter speed and aperture combinations.

Exposure Compensation: ±2 f/stop scale gradations in increments of 1/3 of a gradation, with 1/4, 1/2, 1, 2, and 4 markings.

Exposure Memory: EV is stored and locked when the exposure memory switch is pressed. When pressed, the shutter-speed/aperture combination can be changed for the same EV stored in the memory.

Exposure Preview: Viewfinder digital readout activated by pressing the shutter button halfway, or by pressing the exposure preview switch or the exposure memory switch.

Stop-down Lever: Operates when pushed in. Stopping-down an FD lens is possible only when the aperture ring is disengaged from the "A" mark.

Manual Override: Possible by disengaging the FD lens from the "A" mark and setting the AE mode selector to Tv. Aperture manually controlled with aperture ring; shutter speed with AT dial.

ture manually controlled with aperture ring; shutter speed with AT dial.

Shutter: Cloth focal plane shutter with four spindles. Electronically controlled, stepless, from 30 sec. to 1/1000 sec. Shock and noise damper mechanisms are incorporated.

Shutter Speed Scale: B, 30, 15, 8, 4, 2, 1, 2, 4, 8, 15, 30, 60, 125, 250, 500, 1000 plus P (with the AE mode selector at Tv). "P" setting is required for programmed AE mode. Intermediate speeds not on the scale cannot be set.

Aperture Scale: 1.4 2 2.8 4 5.6 8 11 16 22 (with the AE mode selector at Av).

Shutter Release Button: Oversized, 2-step button with electromagnetic shutter release. Pressing it halfway activates meter circuit; pressing it all the way sets shutter in operation. Can be locked by setting the main switch to "L" to prevent accidental shutter release. With cable release socket.

Power Source: One 6V silver oxide battery (Eveready No. 544, UCAR No. 544, JIS 4G13, Mallory PX28) or alkaline manganese battery (Eveready No. 537, UCAR No. 537, Mallory 7K34). The battery lasts approximately one year under normal use. Battery is loaded into the battery chamber on the front of the camera body.

Battery Check: A red LED on top of the camera flashes on and off to indicate power level when the battery check button is pressed. Flashing frequency decreases with power level.

Main Switch: 2 positions: "A" and "L". At "L" all circuits are off and the shutter button is locked as a safety feature. Doubles as self-timer lever.

Cancellation of Camera Circuit: Shutter and self-timer operation cancelled by setting main switch to "L" or by pressing battery check button.

Multiple Exposure: Possible by setting multiple exposure lever before winding film advance lever to recock shutter. Frame counter does not advance. Unlimited.

Self-timer: Electronically controlled. Activated by pressing shutter button. A choice of 2 or 10 seconds time lag is available. Red LED flashes on and off to indicate its operation. Flashing frequency increases 2 sec. before shutter release.

Flash Synchronization: X-synch at 1/60 sec., FP- and M-synch at 1/30 sec. and slower.

Flash Coupling: Accessory shoe has contacts for directly coupled flash units and automatic flash control contacts for automatic exposure. JIS-B (PC) type flash terminal with shock preventive rim on front of the body.

Automatic Flash: Full AE flash photography with Canon Speedlites 577G, 533G, 199A, 177A, 155A and 133A. Shutter speed automatically set. Aperture automatically controlled according to the flash settings.

Back Cover: Opened by pulling up rewind knob. Removable for attaching Data Back A. With memo holder.

Film Loading: Easy film loading with multi-slot take-up spool.

Film Advance Lever: Single-stroke 120° throw with 30° stand-off. Winding with several short strokes is possible. Automatic winding possible by mounting Canon Motor Drive MA or Power Winder A.

Frame Counter: Additive type. Counts back frames as film is rewound. Automatically resets to "S" upon opening back cover. Does not advance during multiple exposure.

Film Rewinding: By pressing the rewind button and cranking the rewind knob. Rewind button automatically resets when the film advance lever is turned.

Other Safety Devices: Camera will not function when power level is insufficient. Use of self-timer is impossible with shutter speed set at "B". Film winding is impossible while shutter is in operation. Lockable controls.

Size: 141 x 91.5 x 47.5mm (5-1/2" x 3-5/8" x 1-7/8") body only.

Weight: 620 g (1 lb. 6 oz.) body only, including battery.
With the 50mm f/1.8 lens: 790g (1 lb. 11-7/8 oz.).
With the 50mm f/1.4 lens: 860g (1 lb. 14-5/16 oz.).

Subject to change without notice.

1. Lenses

- 1 New Fish-eye 7.5mm/5.6
- 2 New Fish-eye FD 15mm f/2.8
- 3 New FD 17mm f/4
- 4 New FD 20mm f/2.8
- 5 New FD 24mm f/1.4L
- 6 New FD 24mm f/2
- 7 New FD 24mm f/2.8
- 8 New FD 28mm f/2
- 9 New FD 28mm f/2.8
- 10 New FD 35mm f/2
- 11 New FD 35mm f/2.8
- 12 TS 35mm f/2.8 S.S.C.
- 13 New FD 50mm f/1.4
- 14 New FD 50mm f/1.8
- 15 New FD 50mm f/3.5 Macro w/Extension Tube FD 25-U
- 16 New FD 50mm f/1.2L
- 17 New FD 50mm f/1.2
- 18 New FD 85mm f/1.2 L
- 19 New FD 85mm f/1.8
- 20 New FD 100mm f/2
- 21 New FD 100mm f/2.8
- 22 New FD 100mm f/4 Macro w/Extension Tube FD 50-U
- 23 New FD 135mm f/2
- 24 New FD 135mm f/2.8
- 25 New FD 135mm f/3.5
- 26 New FD 200mm f/2.8
- 27 New FD 200mm f/4
- 28 FD 300mm f/2.8 S.S.C. FLUORITE
- 29 New FD 300mm f/4 L
- 30 New FD 300mm f/4
- 31 New FD 300mm f/5.6
- 32 FL 300mm f/5.6 FLUORITE
- 33 New FD 24-35mm f/3.5 L
- 34 New FD 28-50mm f/3.5
- 35 New FD 35-70mm f/2.8-3.5
- 36 New FD 35-70mm f/4
- 37 New FD 70-150mm f/4.5
- 38 New FD 70-210mm f/4
- 39 New FD 80-200mm f/4
- 40 New FD 100-200mm f/5.6
- 41 New FD 100-300mm f/5.6
- 42 FD 400mm f/4.5 S.S.C.
- 43 FD 500mm f/4.5 L
- 44 New Reflex 500mm f/8
- 45 FD 600mm f/4.5 S.S.C.
- 46 FD 800mm f/5.6 S.S.C.
- 47 FL 1200mm f/11 S.S.C.
- 48 Focusing Unit
- 49 Extender FD 2X-A
- 50 Extender FD 2X-B

2. Electronic Film Drive and Unmanned Photography

- 1 Motor Drive MA
- 2 Power Winder A
- 3 Ni-Cd Charger MA
- 4 Ni-Cd Pack MA
- 5 Battery Pack MA
- 6 Battery Magazine MA
- 7 Extension Cord E1000
- 8 Wireless Controller LC-1
- 9 Time Lapse Programmer A Unit
- 10 Time Lapse Programmer B Unit
- 11 Remote Switch 3
- 12 Remote Switch 60

3. Close-up, Photomacrography and Photomicrography

- 1 Close-up Lens 450, 240
- 2 New FD 50mm f/1.4
- 3 Extension Tubes FD 15-U, 25-U, 50-U
- 4 Extension Tube M Set
- 5 Macro Auto Ring
- 6 Bellows M
- 7 New FD 50mm f/3.5 Macro
- 8 Macro Hood
- 9 Macrophoto Coupler FL 52
- 10 Lens Mount Converter B
- 11 Screw-type Extension Tube
- 12 Lens Mount Converter A
- 13 Macrophoto Lens 35mm f/2.8
- 14 Macrophoto Lens Adapter
- 15 Duplicator 8
- 16 Macrophoto Lens 20mm f/3.5
- 17 Duplicator 16
- 18 Slide Duplicator
- 19 Slide Duplicator Attachment
- 20 Bellows FL
- 21 Roll Film Stage
- 22 Duplicator 35
- 23 Attachment Ring
- 24 Auto Bellows
- 25 Macro Stage
- 26 Double Cable Release
- 27 Releases 30, 50
- 28 Camera Holder F3
- 29 Focusing Rail
- 30 Copy Stand 4
- 31 Photomicro Unit F
- 32 Microphoto Hood
- 33 Extension Tube M5
- 34 F Ring 52mm
- 35 Handy Stand F
- 36 Magnifier
- 37 Angle Finder A2
- 38 Angle Finder B

4. Flash Photography

- 1 Speedlite 133A
- 2 Speedlite 155A
- 3 Speedlite 177A
- 4 Speedlite 199A
- 5 Macrolite ML-1
- 6 Speedlite 533G
- 7 Speedlite 577G
- 8 Transistor Pack G
- 9 Sensor Unit G100
- 10 Sensor Unit G20

5. Data Imprinting System

- 1 Data Back A

6. Viewfinder System

- 1 Dioptic Adjustment Lenses S
- 2 Eyecup 4S
- 3 Angle Finder A2
- 4 Angle Finder B
- 5 Magnifier S


7. Underwater Photography

- 1 Marine Capsule A

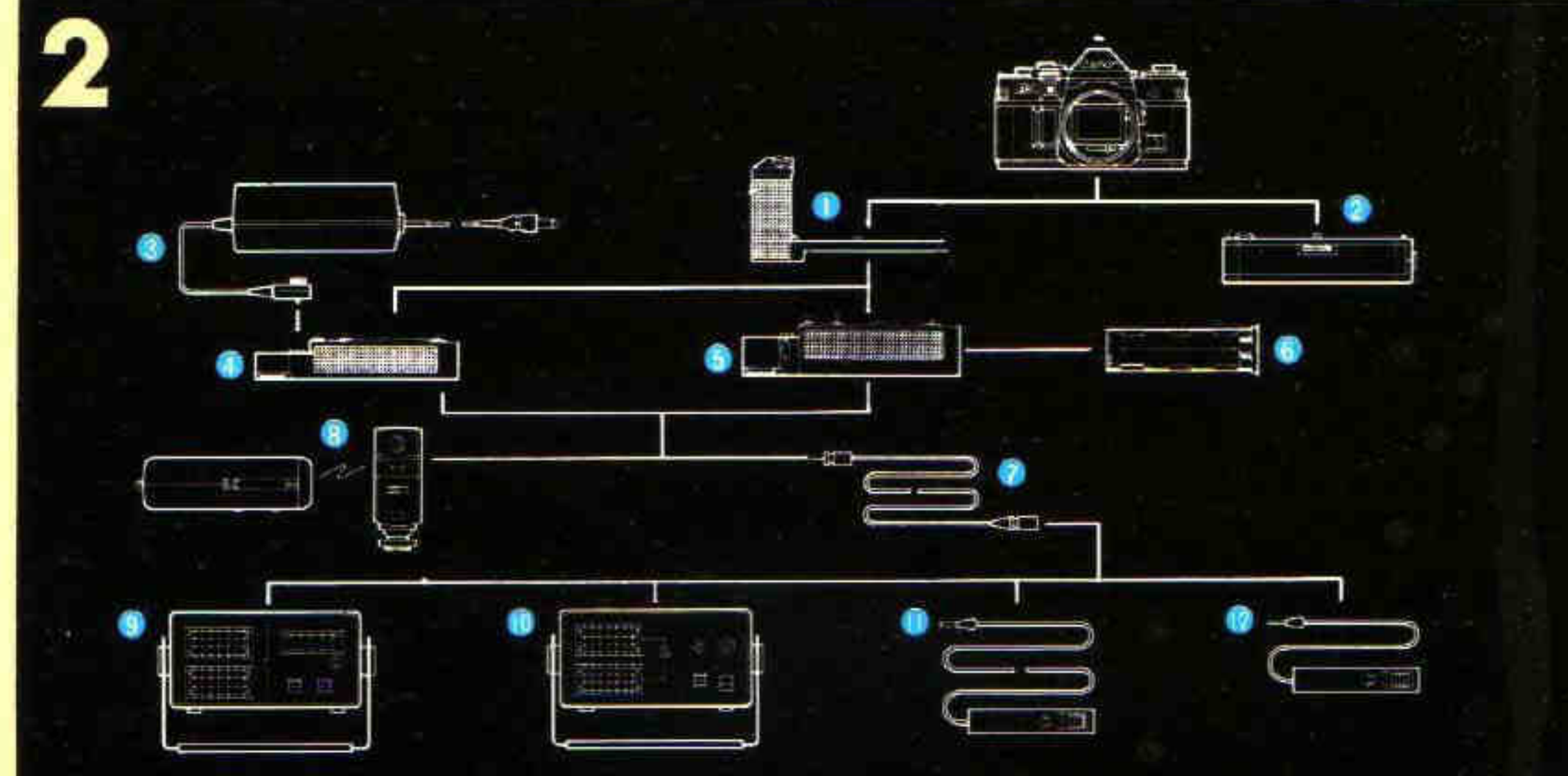
8. Cases and Bags

- 1 Semi-hard Cases L, S
- 2 Semi-hard Case HA-2
- 3 Action Case A
- 4 Neck Strap 7
- 5 Lens Soft Case
- 6 Lens Hard Cases
- 7 Gadget Bags

1

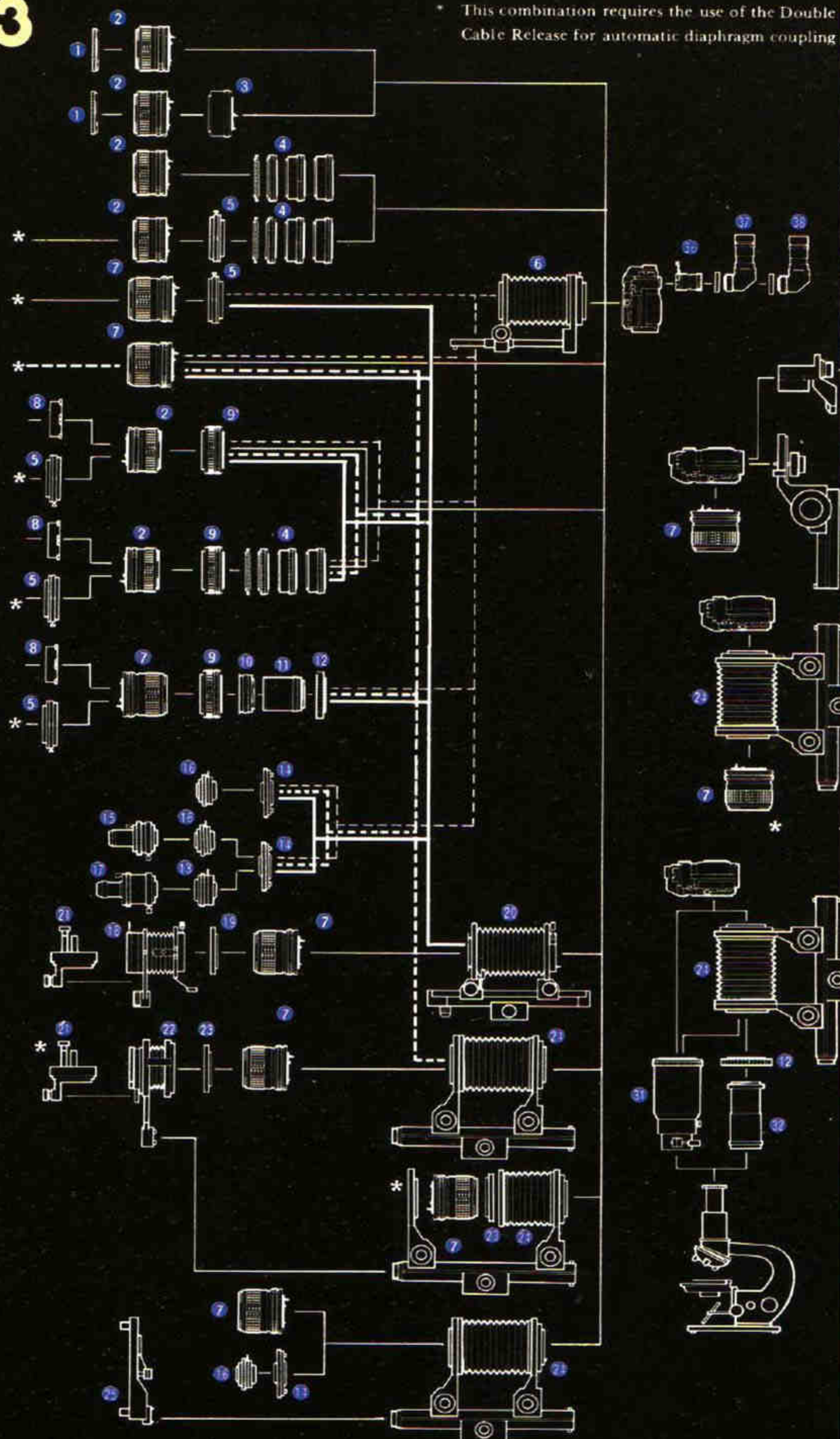


2



3

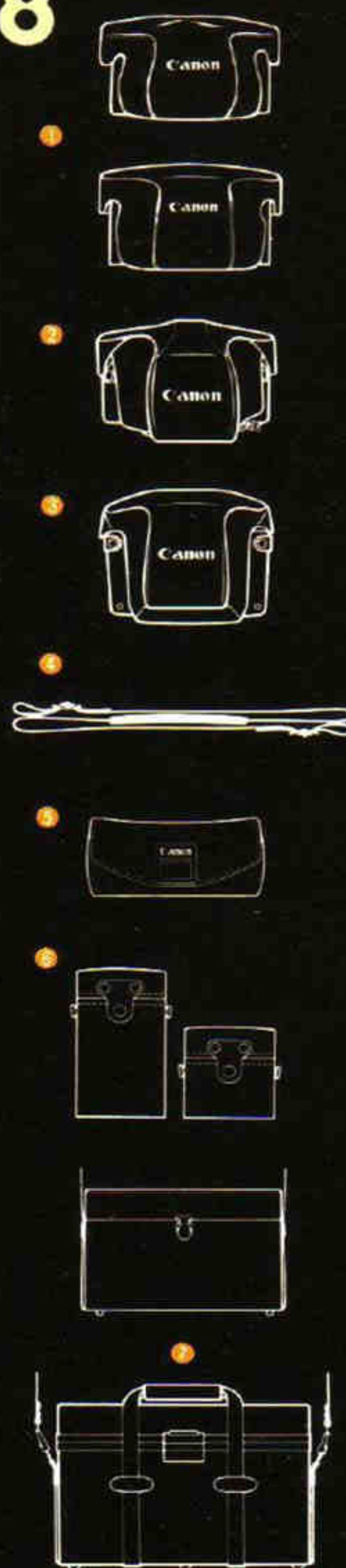
* This combination requires the use of the Double Cable Release for automatic diaphragm coupling



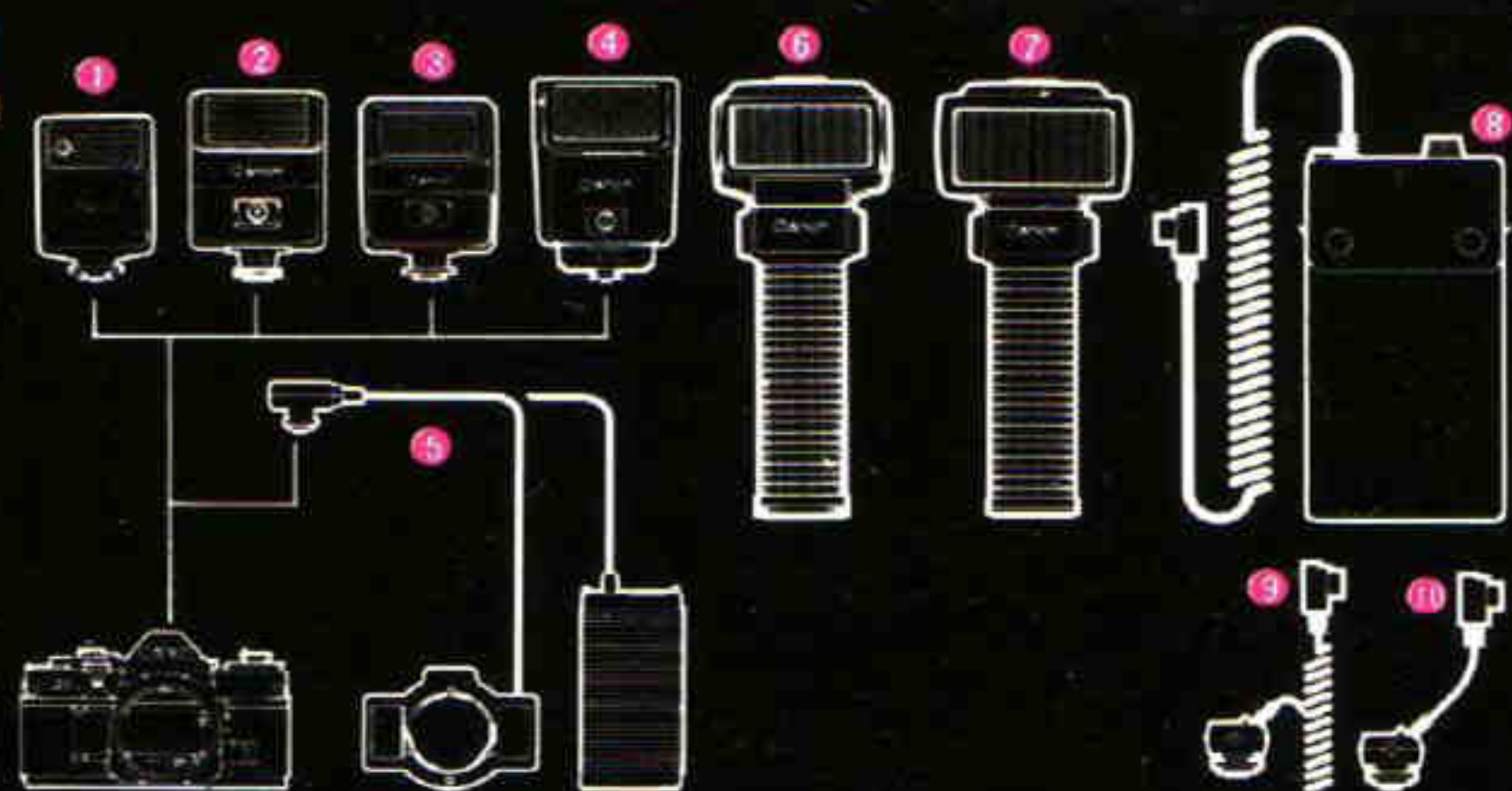
7




8



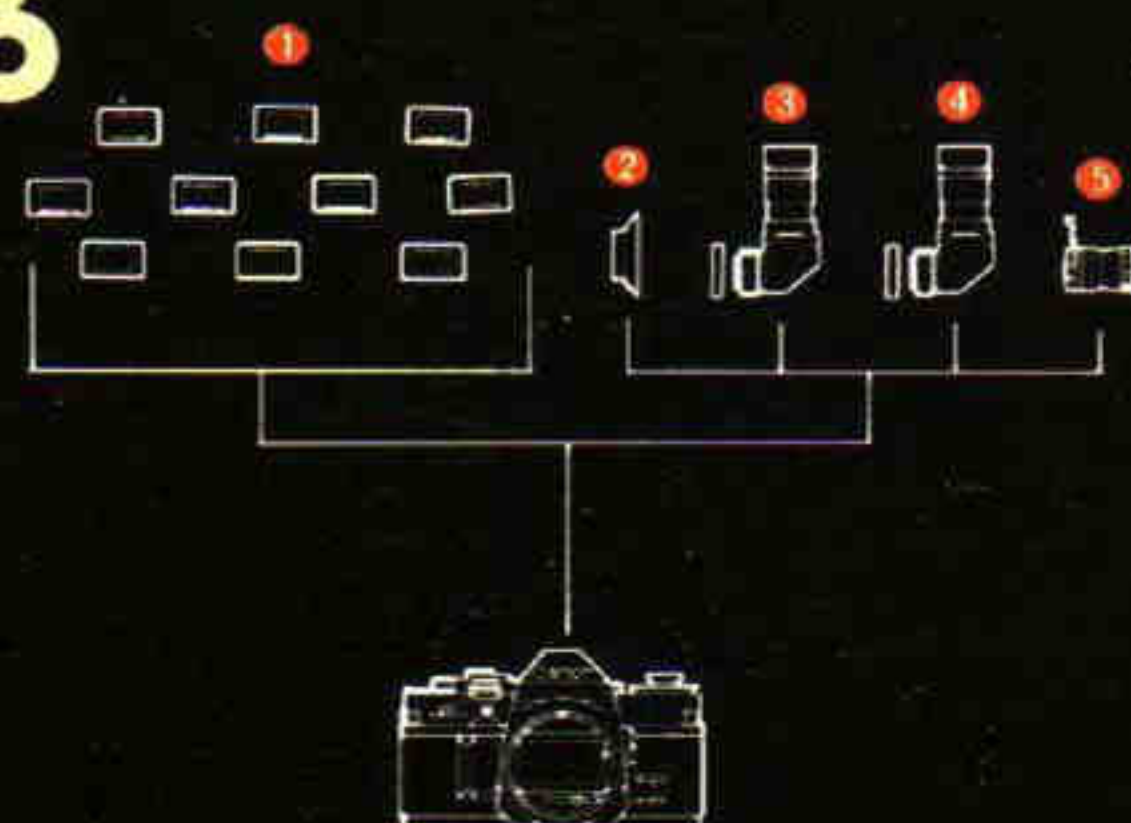
4



5



6



Canon Interchangeable Lenses

Type	Lens	Angle of View	Construction	Minimum Aperture	Closest Focusing Distance		Magnification at Closest Focusing Distance	Filter Size (mm.)	Hood	Length		Weight			Case	
					(m.)	(ft.)				(mm.)	(in.)	(gr)	(lbs.)	(ozs.)	Hard-case	Snap-case
Fish-eye	New Fish-eye 7.5mm f/5.6	180°	8-11	22	—	—	—	Built-in	—	62	2-7/16	365	—	13	LH-C10	LS-B11
	New Fish-eye FD 15mm f/2.8	180°	9-10	22	0.2	0.7	0.14	Built-in	Built-in	60.5	2-3/8	460	1	—	LH-C10	LS-B11
Super Wide-Angle	New FD 17mm f/4	104°	9-11	22	0.25	0.9	0.1	72	BW-72	56	2-3/16	360	—	13	LH-C10	LS-B11
	New FD 20mm f/2.8	94°	9-10	22	0.25	0.9	0.13	72	BW-72	58	2-5/16	305	—	11	LH-C10	LS-B11
Wide-Angle	New FD 24mm f/1.4L	84°	8-10	16	0.3	1	0.12	72	BW-72	68	2-11/16	430	—	15	LH-C13	LS-B11
	New FD 24mm f/2	84°	9-11	22	0.3	1	0.11	52	BW-52C	50.6	2	285	—	10	LH-B9	LS-A9
	New FD 24mm f/2.8	84°	9-10	22	0.3	1	0.11	52	BW-52C	43	1-11/16	240	—	8	LH-B9	LS-A9
	New FD 28mm f/2	75°	9-10	22	0.3	1	0.13	52	BW-52B	47.2	1-7/8	265	—	9	LH-B9	LS-A9
	New FD 28mm f/2.8	75°	7-7	22	0.3	1	0.13	52	BW-52B	40	1-9/16	170	—	6	LH-B9	LS-A9
	New FD 35mm f/2	63°	8-10	22	0.3	1	0.17	52	BW-52A	46	1-13/16	245	—	9	LH-B9	LS-A9
	New FD 35mm f/2.8	63°	5-6	22	0.35	1.25	0.13	52	BW-52A	40	1-9/16	165	—	6	LH-B8	LS-A9
Standard	New FD 50mm f/1.4	46°	6-7	22	0.45	1.5	0.15	52	BS-52	41	1-5/8	235	—	8	LH-B8	LS-A9
	New FD 50mm f/1.8	46°	4-6	22	0.6	2	0.1	52	BS-52	35	1-3/8	170	—	6	LH-B8	LS-A9
	New FD 50mm f/1.2L	46°	6-8	16	0.5	1.75	0.13	52	BS-52	50.5	2	380	—	13	LH-B9	LS-A9
	New FD 50mm f/1.2	46°	6-7	16	0.5	1.75	0.13	52	BS-52	45.6	1-13/16	315	—	11	LH-B9	LS-A9
Telephoto	New FD 85mm f/1.2 L	28°30'	6-8	16	0.9	3	0.12	72	BT-72	71	2-13/16	680	1	8	LH-C13	LS-B11
	New FD 85mm f/1.8	28°30'	4-6	22	0.85	3	0.12	52	BT-52	53.5	2-1/8	345	—	12	LH-C10	LS-B11
	New FD 100mm f/2	24°	4-6	32	1	3.5	0.12	52	BT-52	70	2-3/4	445	1	—	LH-B12	LS-B11
	New FD 100mm f/2.8	24°	5-5	32	1	3.5	0.12	52	BT-52	53.4	2-1/8	270	—	9	LH-C10	LS-B11
	New FD 135mm f/2	18°	5-6	32	1.3	4.5	0.13	72	Built-in	90.4	3-9/16	670	1	8	LH-C13	LS-B13
	New FD 135mm f/2.8	18°	5-6	32	1.3	4.5	0.13	52	Built-in	78	3-1/16	395	—	14	LH-B12	LS-B11
	New FD 135mm f/3.5	18°	4-4	32	1.3	4.5	0.13	52	Built-in	85	3-3/8	325	—	11	LH-B12	LS-B13
	New FD 200mm f/2.8	12°	5-5	32	1.8	6	0.15	72	Built-in	140.5	5-1/2	700	1	9	LH-C18	LS-B21
	New FD 200mm f/4	12°	6-7	32	1.5	5	0.15	52	Built-in	121.5	4-13/16	440	—	15	LH-A17	LS-A18
	FD 300mm f/2.8 S.S.C. FLUORITE	8°15'	5-6	22	3.5	11.5	0.11	34(drop-in type)	Built-in	230	9-1/16	1,900	4	3	Exclusive	—
	New FD 300mm f/4 L	8°15'	7-7	32	3	10	0.11	34(drop-in type)	Built-in	207	8-1/8	1,100	2	7	LH-D24	—
	New FD 300mm f/4	8°15'	6-6	32	3	10	0.11	34(drop-in type)	Built-in	204	8-1/16	945	2	1	LH-D24	—
	New FD 300mm f/5.6	8°15'	5-6	32	3	10	0.11	58	Built-in	198.5	8-3/16	635	1	6	LH-B24	LS-A24
	FL 300mm f/5.6 FLUORITE	8°15'	6-7	22	4	13	0.09	58	Built-in	168	6-5/8	850	1	14	—	—
Super Telephoto	FD 400mm f/4.5 S.S.C.	6°10'	5-6	22	4	13	0.11	34(drop-in type)	Built-in	282	11-1/8	1,300	2	14	Exclusive	—
	FD 500mm f/4.5 L	5°	6-7	32	4	15	0.14	48(drop-in type)	Built-in	395	15-9/16	2,650	5	13	Exclusive	—
	New Reflex 500mm f/8	5°	3-6	—	4	15	0.14	34(drop-in type)	Built-in	146	5-3/4	705	1	9	Exclusive	—
	FD 600mm f/4.5 S.S.C.	4°10'	5-6	22	8	27	0.08	48(drop-in type)	Built-in	455	17-15/16	4,300	9	8	Exclusive	—
	FD 800mm f/5.6 S.S.C.	3°06'	5-6	22	14	45	0.06	48(drop-in type)	Built-in	567	22-5/16	4,300	9	8	Exclusive	—
	FL 1200mm f/11 S.S.C.	2°05'	5-7	64	40	130	0.04	48(drop-in type)	Built-in	853	33-9/16	6,200	13	11	Exclusive	—
Zoom	New FD 24-35mm f/3.5 L	84°-63°	9-12	22	0.4	1.5	0.08-0.11	72	BW-72	86.6	3-7/16	495	1	1	LH-C13	LS-B13
	New FD 28-50mm f/3.5	75°-46°	9-10	22	1	3.5	0.03-0.05	58	W-69B	99.5	3-15/16	470	1	—	LH-B15	LS-B13
	New FD 35-70mm f/2.8-3.5	63°-34°	10-10	22	1	3.5	0.04-0.07	58	W-69	120	4-3/4	545	1	3	LH-B15	LS-A18
	New FD 35-70mm f/4	63°-34°	8-8	22	0.5	2	0.08-0.15	52	W-62	84.5	3-5/16	315	—	11	LH-B12	LS-B11
	New FD 70-150mm f/4.5	34°-16°20'	9-12	32	1.5	5	0.06-0.13	52	Built-in	132	5-3/16	530	1	3	LH-A17	LS-A18
	New FD 70-210mm f/4	34°-11°45'	9-12	32	1.2	4	0.08-0.23	58	BT-58	51	5-15/16	705	1	9	LH-C19	LS-B21
	New FD 80-200mm f/4	30°-12°	11-15	32	1	3.5	0.12-0.29	58	Built-in	161	6-5/16	765	1	11	LH-B24	LS-B21
	New FD 100-200mm f/5.6	24°-12°	5-8	32	2.5	8	0.05-0.1	52	Built-in	167	6-9/16	610	1	5	LH-B24	LS-B21
	New FD 100-300mm f/5.6	24°-8°15'	9-14	32	2	7	0.06-0.18	58	BT-58	207	8-1/8	835	1	13	LH-C24	LS-B24
Macro	New FD 50mm f/3.5 Macro	46°	4-6	32	23.2(cm)	9.1(in)	0.5	52	BW-52A	57	2-1/4	235	—	8	LH-C10	LS-B11
	New FD 100mm f/4 Macro	24°	3-5	32	0.45	1.48	0.5	52	BT-52	95	3-3/4	455	1	—	LH-B15	LS-B13
Tilt and Shift	TS 35mm f/2.8 S.S.C.	63° (Shift 79°)	8-9	22	0.3	1	0.19	58	BW-58B	74.5	2-15/16	550	1	3	Exclusive	—
Macrophoto	Macrophoto 20mm f/3.5	—	3-4	22	—	—	—	—	—	20	13/16	35	—	1	Exclusive	—
	Macrophoto 35mm f/2.8	—	4-6	22	—	—	—	—	—	22.5	7/8	60	—	2	Exclusive	—

- All new FD lenses are coated and their inner surfaces anti-reflection treated for optimum light transmission and color balance and maximum elimination of ghost and flare.
- The "L" designation of certain lenses indicates that the lens concerned is specially constructed to give extra high performance. This designation replaces the "aspherical" and "fluorite" designations used formerly.
- Extender FD 2x-B is for any FD lens having a focal length less than 300mm, including all FD zoom lenses with a maximum focal length less than 300mm. Extender FD 2x-A is for FD lenses which have a focal length of 300mm or greater, including FD zoom lenses which have 300mm within their range.

- Canon Extension Tubes FD 15-U, FD 25-U and FD 50-U can be used with any Canon FD lens having a focal length from 35mm to 200mm except for the FD 85mm f/1.2 S. S. C. ASPHERICAL and the FD 85mm f/1.2 L. The FD 15-U tube can also be used with FD 28mm lenses.
- These lenses which take a 52mm filter may also be fitted with a 55mm screw-in filter by placing a 52-55 Step-up Ring (optional) between the filter and lens.
- Lens length and weight do not include parts or accessories, such as cap, hood and tripod mount, which are not integral parts of the lens.