

Canon

THE CANON SYSTEM
OF PHOTOGRAPHY



WIDEN THE WONDERFUL WORLD
OF PHOTOGRAPHY
WITH THE CANON SYSTEM!

The Canon System offers you a wide variety and flexibility that completely answers your every photographic need. Whether you are a beginning amateur or highly skilled professional, you will find exactly what you need and want in Canon's extensive line of cameras and photographic equipment.

Used individually, or as part of an integrated system, Canon products give you the ultimate in superior performance, quality and results. This is why you will find Canon cameras and Canon photographic equipment used the world over by amateurs and professionals alike.

Widen your photographic horizons with the wonderful world of the Canon System!



Canon Single-Lens Reflex Camera System

It seems just yesterday that the world's most forward-thinking, imaginative photographers were taking extraordinary photographs using only one lens, their own skill, and the lessons learned through experience. And even more recently that the new horizons offered by extra-long telephoto and super wide-angle lens were opened up. Cameras have now developed to the point where professional-type pictures can be taken by anyone, with the greatest of ease. Today, Single-Lens Reflex cameras have become tremendously popular, with the great choice of interchangeable lenses now available to fill any photographic need. With the SLR camera, you shoot exactly what you see through the viewfinder.

Canon's precision SLR cameras, boasting the highest performance on the market, are the most ideally suited to the demands of today. There are more than 20 interchangeable lenses and over 200 accessories available for these SLR cameras. The entire group of Canon SLR cameras, interchangeable lenses and accessories has been systematically designed to meet all photographic demands, from snapshots to the exacting photographic requirements of scientific work.

Canon
FT

SLR camera of the highest precision

A high performance SLR camera with quick-return mirror that registers the faintest light. Meets all technical requirements. An easy-to-hold, compact body with all functions ideally arranged. With center-spot metering, the "through-the-lens" system is the most accurate method to measure light intensity. By attaching a separately available Canon Booster, precise readings in almost total darkness are now possible. A wide choice of interchangeable lenses and system equipment enable the photographer to cope with any photographic situation.

Type: 35mm single-lens reflex camera.

Picture Size: 24 x 36mm.

Viewfinder: Eye-level using pentagonal prism. Waist-Level Viewer 2 can be attached.

Focusing Screen: Highly efficient in resolving power, using Fresnel lens and microprism screen rangefinder.

Mirror: Shockless quick return system. Mirror can be fixed upwards.

Standard Lens: Canon Lens FL 50mm F1.8, FL 50mm F1.4, FL 55mm F1.2.

Aperture: Automatic pre-set aperture mechanism built-in. Instant-return diaphragm. Pre-set is possible to release for previewing depth-of-field.

Shutter: Cloth focal-plane shutter with speeds from 1/1000 to 1 sec., B (T) and X. Single pivot dial.

Exposure Meter: Built-in. CdS photocell. Zero-adjustment type coupled to shutter speed dial and aperture setting. ASA 25-2000 (DIN 15-34). With ASA 100 film, EV 2.5 (f/1.2 at 1/4 sec.)-EV 18 (f/16 at 1/1000 sec.) one stage system. Powered by one 1.3v M20 (#625) mercury battery.

Light Measurement: Through-the-lens (TTL) system using condenser lens. Exposure meter functions with the meter circuit switch. Center-spot metering system, measures 1/3 of the angle-of-view. Continuous measurement is possible with the meter circuit switch lock. Battery tester built-in.

Measuring of Ultra-Low Illumination: EV 2.5 1/4 sec.-EV-3.5 15 sec. at f/1.2 can be measured with the attachment of the Canon Booster. ASA 20-12800 (DIN 14-42).

Flash Synchronization: FP and X contacts. Synchronizes with FP, M and MF flash bulbs and electronic flash units.

Self-Timer: Built-in.

Film Advance Lever: Single operation 174°, possible to wind with several short strokes.

Film Loading: By opening back cover. QL mechanism for quick loading of film. Accepts any standard 35mm film roll in cartridge.

Interchangeable Lenses: Canon FL and R series lenses with FL mount.

Frame Counter: Resets automatically.

Size: 144 x 93 x 43mm (5-5/8" x 3-5/8" x 1-3/4").

Weight: 740 grams (1 lb. 10-1/8 oz.)—body only.

Canon
PELLIX

The camera that adds new light to photography

The Canon PELLIX QL introduces the revolutionary fixed pellicle mirror used in conjunction with the metering "through-the-lens-and-mirror". The fixed mirror acts as a beam splitter that simultaneously sends incoming light to both the viewfinder and to the CdS photocell in front of the film plane. There is no image blackout, even when long exposures are necessary. The Canon Booster acts as a powerful aid to the CdS photocell



to register the faintest trace of light in the darkest surroundings. The PELLIX QL opens new challenges in such specialized fields as macrophotography, oscillography and photomicrography.

Type: 35mm single-lens reflex camera.

Picture Size: 24 x 36mm.

Viewfinder: Eye-level using pentagonal prism. Waist-Level Viewer 2 can be attached.

Focusing Screen: Highly efficient in resolving power, using Fresnel lens and microprism screen rangefinder.

Mirror: Stationary Pellicle Mirror (special semi-transparent beam splitter).

Standard Lens: Canon Lens FL 50mm F1.8, FL 50mm F1.4, FL 55mm F1.2.

Aperture: Automatic pre-set aperture mechanism built-in. Instant-return diaphragm. Pre-set is possible to release for previewing depth-of-field.

Shutter: Metal focal-plane shutter with speeds from 1/1000 to 1 sec., B (T) and X. Single pivot dial.

Exposure Meter: Built-in. CdS photocell. Zero-adjustment type coupled to shutter speed dial and aperture setting. ASA 25-2000 (DIN 15-34). With ASA 100 film, EV 0.5 (f/1.2 at 1 sec.)-EV 18 (f/16 at 1/1000 sec.) one stage system. Powered by one 1.3v M20 (#625) mercury battery.

Light Measurement: Through-the-lens-and-mirror (TTLM) system. Exposure meter functions with the meter circuit switch. Center-spot metering system, measures 1/3 of the angle-of-view. Continuous measurement is possible with the meter circuit switch lock. Battery tester built-in.

Measuring of Ultra-Low Illumination: EV 1.5 1/2 sec.-EV-4.5, 30 sec. at f/1.2 can be measured with the attachment of the Canon Booster. ASA 20-12800 (DIN 14-42).

Flash Synchronization: FP and X contacts. Synchronizes with FP, M and MF flash bulbs and electronic flash units.

Self-Timer: Built-in.

Film Advance Lever: Single operation 174°, possible to wind with several short strokes.

Film Loading: By opening back cover. QL mechanism for quick loading of film. Accepts any standard 35mm film roll in cartridge.

Interchangeable Lenses: Canon FL and R series lenses with FL mount.

Frame Counter: Resets automatically.

Size: 144 x 91 x 43mm (5-5/8" x 3-5/8" x 1-3/4").

Weight: 755 grams (1 lb. 10-5/8 oz.)—body only.



Perfect pictures with center-spot metering "through-the-lens"

Meet the Canon TL, the no-frills camera with a precise "through-the-lens" center-spot metering system. The TL was developed from the Canon FT and incorporates all necessary features for professional photography. The TL has a standard 50mm F1.8 lens and takes a wide range of interchangeable lenses and system equipment. Like all Canon products, the TL is a precision-engineered camera of the highest quality.

Similar to FT QL, with the following exceptions:

Standard Lens: Canon Lens FL 50mm F1.8.

Shutter: Speeds from 1/500 to 1 sec., B and X.

Exposure Meter: With ASA film, EV3.5 (f/1.8 at 1/4 sec.)-EV17 (f/16 at 1/500 sec.).

Weight: 700 grams (1 lb. 8-3/4 oz.)—body only.

Without mirror lock lever, battery tester, self-timer and circuit for the Booster.



SLR camera with maximum operating versatility

A high-performing SLR camera with maximum operating versatility. It is compact, light and economically priced. Features a built-in match-needle exposure meter coupled to the shutter speed dial, split-image rangefinder for positive focusing, a fully automatic pre-set aperture and a compact pentaprism. Designed for excellent holding, with all performing mechanisms ideally located.

Type: 35mm single-lens reflex camera.

Picture Size: 24 x 36mm.

Viewfinder: Eye-level using pentagonal prism. Waist-Level Viewer 2 can be attached.

Focusing Screen: Highly efficient in resolving power, using Fresnel lens and split-image rangefinder.

Mirror: Shockless quick return system. Mirror can be fixed upwards.

Standard Lens: Canon Lens FL 50mm F1.8, FL 50mm F1.4, FL 55mm F1.2.

Aperture: Automatic pre-set aperture mechanism built-in. Instant-return diaphragm. Pre-set is possible to release for previewing depth-of-field.

Shutter: Cloth focal-plane shutter with speeds from 1/1000 to 1 sec., B (T) and X. Single pivot dial.

Exposure Meter: Built-in. CdS photocell. Match-needle type coupled to shutter speed dial. ASA 10-800 (DIN 11-30). With ASA 100 film, EV 1 (f/1.4 at 1 sec.)-EV 18 (f/16 at 1/1000 sec.) system by "H/L" shifting system. Powered by one 1.3v M20 (#625) mercury battery.

Light Measurement: Exposure meter functions with the "on-off-check" switch and the sensitivity shifting knob.

Flash Synchronization: FP and X contacts. Synchronizes with FP, M and MF flash bulbs and electronic flash units.

Self-Timer: Built-in.

Film Advance Lever: Single operation 160°, possible to wind with several short strokes.

Film Loading: By opening back cover. Accepts any standard 35mm film roll in cartridge.

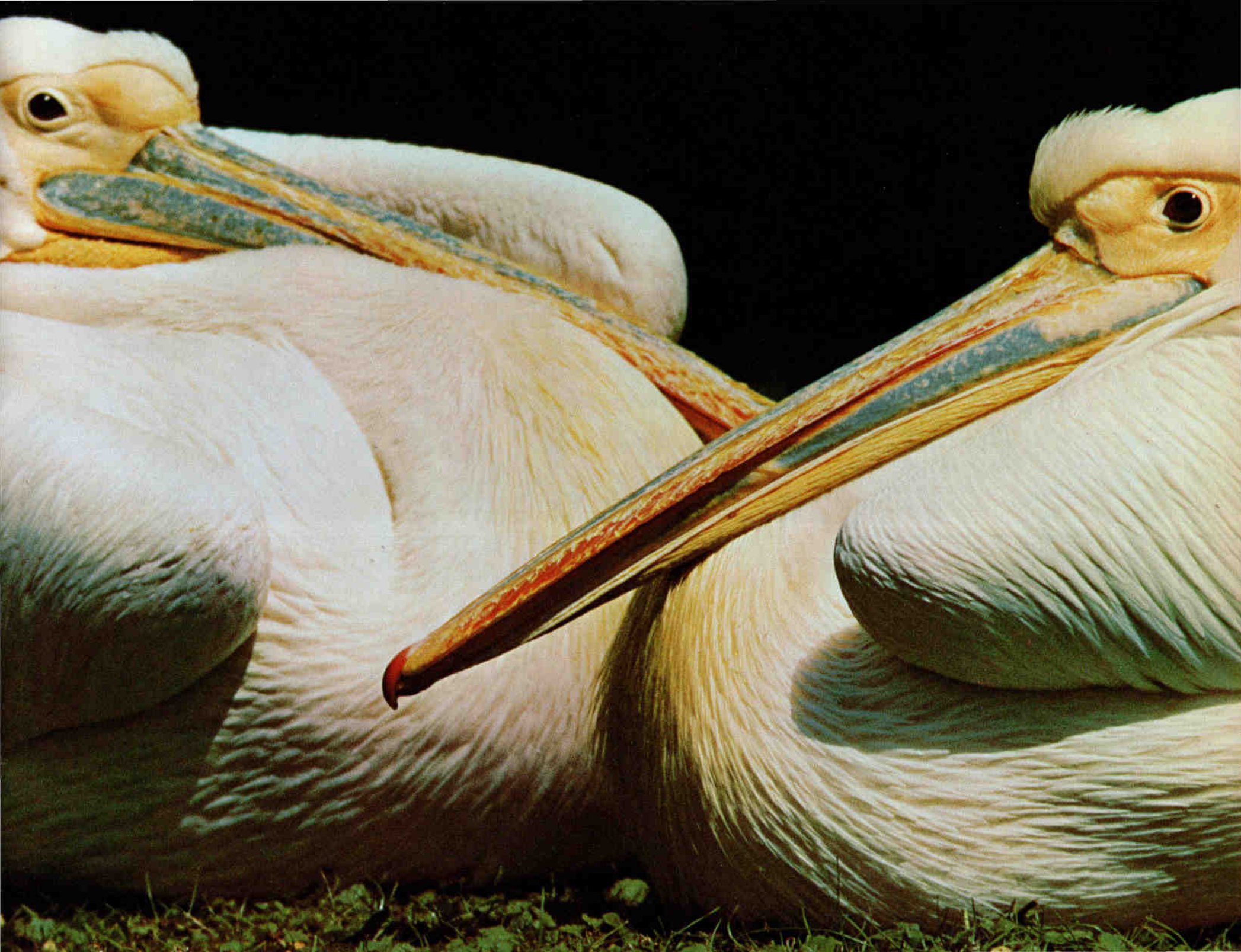
Interchangeable Lenses: Canon FL and R series lenses with FL mount.

Frame Counter: Resets automatically.

Size: 141 x 90 x 43mm (5-1/2" x 3-1/2" x 1-3/4").

Weight: 670 grams (1 lb. 7-5/8 oz.)—body only.

With Canon PELLIX QL, FL 200mm F3.5,
f/5.6 at 1/30 sec.



Canon Interchangeable Lenses

Canon interchangeable lenses come with a thread mount for rangefinder cameras, such as the 7S, and with an FL mount for SLR cameras, such as the PELLIX QL and FT QL.

Each Canon lens is perfect in aberration correction, and the fastest of its kind. In designing lenses, Canon employs the response function, lens coefficient and other contemporary theories. Canon lenses are designed by electronic "brains" based on the best data accumulated by Canon. In producing Canon lenses, carefully selected materials, adequate quantities of rare-element glass, advanced grinding and skilled adjusting techniques are employed.

Canon offers an FL series of interchangeable lenses in various focal lengths from 19mm super-wide-angle to 1000mm extra-long telephoto and zoom lenses.

Canon also offers "Compact Series" FL lenses of wide-angle, telephoto and zoom lenses: FL 35mm F3.5, FL 135mm F3.5, FL 200mm F4.5 and FL 100-200mm F5.6. In addition, the Macro Canon Lens FL 50mm F3.5, boasting superb re-

solving power, is ideally suited for close-ups, macrophotography, and photomicrography.

Canon's incomparable range of interchangeable lenses enables everyone, amateur or professional, to discover and enjoy a totally new world of photographic interest.

Canon FL-F Lenses

Ultra-apochromatic long telephoto lenses using artificial fluorite crystal

Canon has succeeded in the large-size artificial crystallization of fluorite (CaF₂) in the production of lenses with unique optical features. In utilizing the application of fluorite to optical glass, Canon has made a break-through in the conventional conception of lenses, and has developed revolutionary long-telephoto lenses compact in size, boasting high resolving power, ultra-apochromatic and high contrast features. This break-through promises a new future in the further development of telephoto and high magnification zoom lenses.

TABLE OF INTERCHANGEABLE LENSES FOR CANON SINGLE-LENS REFLEX CAMERAS

Lens	Type	Angle of view	Aperture system	Pre-set aperture release mechanism	Magnification	Lens composition	Minimum aperture	Distance scale		Attachment size (mm)		Hood	Case	Coating	Weight	
								In feet	In meters	Cap size	Filter size				g	lb. - oz.
FL19mm F3.5R	Super wide angle	96°	Automatic	A-M ring	0.38×	11 elements in 9 components	16	1.75-2000	0.5-7000	80	Series No. 9	—	Exclusive	Amber	500	1 - 15/8
FL19mm F3.5	Super wide angle	96°	Manual	—	0.38×	9 elements in 7 components	16	1.75-2000	0.5-7000	60	58	—	Exclusive	Magenta, Purple	150	5-1/4
FL28mm F3.5	Super wide angle	75°	Automatic	A-M ring	0.56×	7 elements in 7 components	16	1.5-1000	0.4-3000	60	58	W-60-B	C	Amber	240	8-1/2
FL35mm F2.5	Wide angle	64°	Automatic	Aperture release ring	0.7×	7 elements in 5 components	16	1.5-1000	0.4-3000	60	58	W-60-A	C	Magenta	352	12-3/8
FL35mm F3.5	Wide angle	64°	Automatic	A-M ring	0.7×	6 elements in 6 components	16	1.5-1000	0.4-3000	50	48	W-50-A	C	Multi-layer	270	9-1/2
FLP38mm F2.8	Wide angle	59°	Automatic	Aperture release ring	0.76×	4 elements in 3 components	16	3-3000	0.8-8000	60	48	—	Exclusive	Magenta	210	7-3/8
FL50mm F3.5	Standard (Macro)	46°	Automatic	A-M ring	1×	4 elements in 3 components	22	9.2in-2000	0.234-5000	60	58	S-60	Exclusive	Amber	295	10-3/8
FL50mm F1.8	Standard	46°	Automatic	A-M ring	1×	6 elements in 4 components	16	2-3000	0.6-10000	50	48	S-50	C	Magenta, Purple	280	9-7/8
FL50mm F1.4	Standard	46°	Automatic	A-M ring	1×	7 elements in 6 components	16	2-3000	0.6-10000	60	58	S-60	C	Amber, Purple	340	12
FL55mm F1.2	Standard	43°	Automatic	A-M ring	1.1×	7 elements in 5 components	16	2-3000	0.6-10000	60	58	S-60	C	Purple, Amber	480	1 - 7/8
FL85mm F1.8	Long-focus	29°	Automatic	Aperture release ring	1.7×	5 elements in 4 components	16	3.5-6000	1-20000	60	58	T-60	D	Magenta, Purple	445	15-3/4
FL100mm F3.5	Telephoto	24°	Automatic	Aperture release ring	2×	5 elements in 4 components	22	3.5-3000	1-10000	50	48	T-50	H	Purple	278	9-3/4
FL135mm F3.5	Telephoto	18°	Automatic	A-M ring	2.7×	4 elements in 3 components	22	5-10000	1.5-30000	50	48	T-50	E	Magenta	434	15-1/4
FL135mm F2.5	Telephoto	18°	Automatic	Aperture release ring	2.7×	6 elements in 4 components	16	5-10000	1.5-30000	60	58	T-60	F	Magenta	645	1 - 63/4
FL200mm F3.5	Telephoto	12°	Automatic	Aperture release button	4×	7 elements in 5 components	22	8-10000	2.5-30000	60	58	Built-in	G	Magenta	680	1 - 8
FL200mm F4.5	Telephoto	12°	Automatic	A-M ring	4×	5 elements in 4 components	22	8-10000	2.5-30000	50	48	Built-in	Exclusive	Magenta, Purple	555	1 - 35/8
FL55-135mm F3.5	Zoom	43°-18°	Automatic	Aperture release button	1.1-2.7×	13 elements in 10 components	22	7-10000	2-30000	60	58	S-60	Exclusive	Amber	790	1 - 11-7/8
FL100-200mm F5.6	Zoom	24°-12°	Automatic	A-M ring	2-4×	8 elements in 5 components	22	8-10000	2.5-30000	57	55	Built-in	Exclusive	Magenta	650	1 - 6-7/8
FL85-300mm F5	Zoom	29°-8°	Automatic	Aperture release button	1.7-6×	15 elements in 9 components	22	12-20000	4-50000	75	72	Built-in	Exclusive	Magenta	1,840	4 - 7/8
R300mm F4	Long-telephoto	8°	Manual	—	6×	5 elements in 4 components	22	5	1.5	Special	48	Special	Special	Magenta	1,200	2 - 10-3/8
R400mm F4.5	Long-telephoto	6°	Manual	—	8×	5 elements in 4 components	22	10.2	3.1	Special	48	Special	Special	Magenta	1,700	3 - 12
R600mm F5.6	Extra-long-telephoto	4°	Manual	—	12×	2 elements in 1 component	32	20	6.4	Special	48	Special	Special	Purple	1,800	3 - 15-1/2
R800mm F8	Extra-long-telephoto	3°	Manual	—	16×	2 elements in 1 component	32	44.3	13.5	Special	48	Special	Special	Purple	1,900	4 - 3
R1000mm F11	Extra-long-telephoto	2.4°	Manual	—	20×	2 elements in 1 component	32	69	21	Special	48	Special	Special	Purple	1,800	3 - 15-1/2
FL F300mm F5.6	Long-telephoto	8°	Automatic	A-M ring	0.69×	7 elements in 6 components	22	13-20000	4-50000	60	58	Built-in	Exclusive	Magenta	850	1 - 14
FL-F500mm F5.6	Long-telephoto	5°	Automatic	Aperture release button	0.66×	6 elements in 5 components	22	33-60000	10-200000	106	95	Built-in	Exclusive	Amber	2,700	5 - 15-1/4

Note: FLP 38mm F2.8 is for use with Pellix QL.

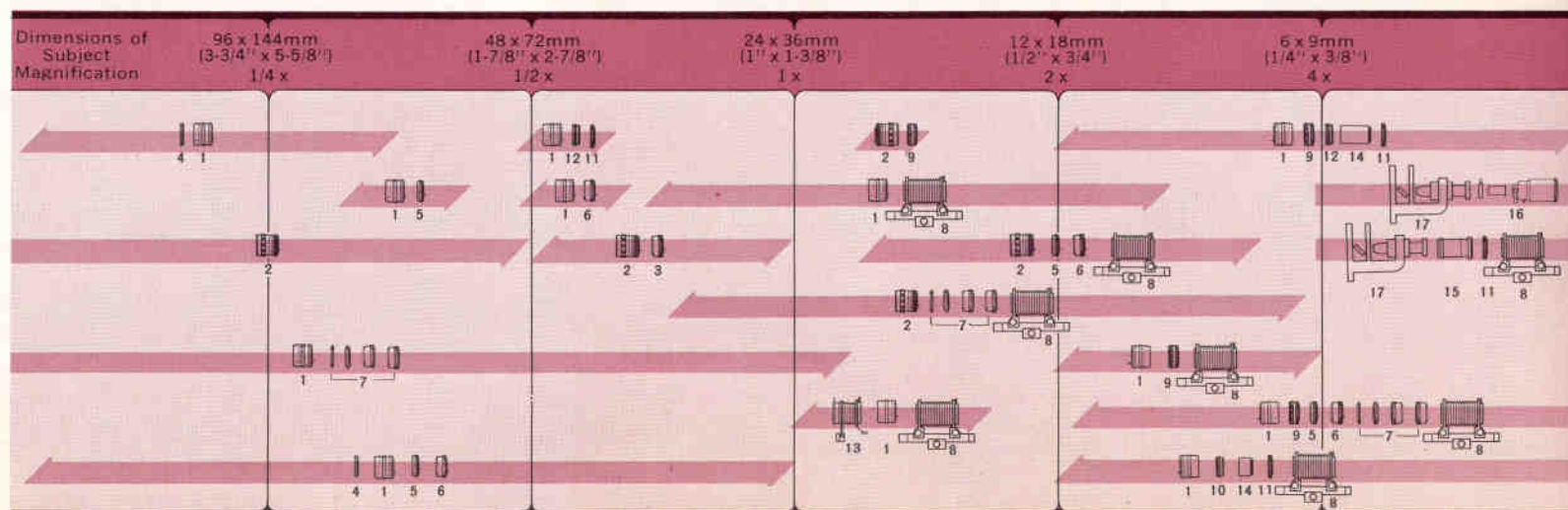

For lenses longer than 300mm, there are no distance scales. The shortest focusing distance is listed in the chart for reference.




Complete System Equipment for Close-Ups, Macrophotography, and Photomicrography

Canon offers a remarkably wide range of accessories for all purposes. Close-up photography, macrophotography (larger than life-size) and photomicrography can be accomplished with a Canon SLR camera when it is fitted with the various attachments that make up Canon's complete system. Particularly in the specialized field of photomicrography, scientists, researchers, doctors and students can now photograph subjects normally only available for study and examination under high power lenses or microscopes.

Canon SLR's, with the "through-the-lens" center-spot meter (PELLIX QL, FT QL, TL), allow you to take exact light readings even when extension tubes or bellows have been attached to the camera. This system eliminates forever the need to make those troublesome and time-consuming exposure compensations. For close-up photography: The Canon Macro FL 50mm F3.5 lens is ideal for photographs up to life-size and for general photography. Extension Tubes, Lens Mount Converters, Close-Up Lenses and Copy Stands are available. For macrophotography: For photographing small objects and enlarging them 50 to 100 times for photographs or projection purposes. Bellows, Extension Tubes, Macrophoto Couplers (lens reversers), Lens Mount Converters and Slide Duplicator are available. For photomicrography: Bellows, Microphoto Hood and Microphoto Coupler available for taking photographs as seen through a microscope.





With Canon TL, FL 50mm F3.5,
f/8·at 1/250 sec.



Canon 7s

Recognized as the highest performing rangefinder camera

A rangefinder type of 35mm camera for professionals and advanced amateurs. The Canon 7S is the culmination of more than 30 years of experience in manufacturing quality cameras. It offers maximum operating simplicity coupled with a highly sensitive exposure meter using a CdS photocell. Accommodates the complete system of Canon interchangeable lenses and accessories. Has the world's fastest lens—50mm F0.95.

Type: 35mm rangefinder type camera.

Picture Size: 24 x 36mm.

Viewfinder: 0.8x. Universal type. Bright line frames for 35, 50, 85, 100 and 135mm lenses. Parallax is automatically corrected during focusing.

Focusing: By coupled double-image superimposing rangefinder.

Standard Lens: 50mm F0.95, 50mm F1.2, 50mm F1.4, 50mm F1.8.

Shutter: Metal focal plane shutter with speeds from 1/1000 to 1 sec., B, T, X. Single pivot dial.

Exposure Meter: Built-in. CdS photocell. Match needle type coupled to shutter speed dial. ASA 6-400 (DIN 9-27). Working range from EV 2 to 19 by "H/L" shift. Aperture setting by meter reading. Powered by one 1.3v M20 (#625) mercury battery.

Light Measurement: Exposure meter functions with "on-off-check" switch and sensitivity shifting knob. Battery tester, built-in.

Flash Synchronization: FP and X contacts. Synchronizes with FP, M and MF flash bulbs and electronic flash units.

Self-Timer: Built-in.

Film Advance Lever: Single operation 125°, possible to wind with several short strokes.

Film Loading: By opening back cover. Accepts any standard 35mm film roll in cartridge or magazine.

Interchangeable Lenses: Canon Lenses with thread mount, 50mm F0.95 with bayonet mount and with Mirror Box 2.

Frame Counter: Resets automatically.

Size: 144 x 81 x 31mm (5-5/8" x 3-1/4" x 1-1/4").

Weight: 630 grams (1 lb. 6-1/4 oz.)—body only.



TABLE OF INTERCHANGEABLE LENSES FOR CANON RANGEFINDER TYPE CAMERAS

Lens	Type	Angle of view	Magnification	Lens composition	Minimum aperture	Distance scale		Attachment size (mm)		Hood	Case	Coating	Weight	
						In feet	In meters	Cap size	Filter size				g	lb. - oz.
19mm F3.5	Super wide angle	96°	0.38×	9 elements in 7 components	16	1.75-2000	0.5-700	57mm	55mm	—	Exclusive	Magenta, Purple	200	7
25mm F3.5	Super wide angle	82°	0.6×	5 elements in 3 components	22	3.5-5000	1-2000	42mm	40mm	—	A	Purple	145	5-1/8
28mm F2.8	Super wide angle	75°	0.56×	6 elements in 4 components	22	3.5-5000	1-2000	42mm	40mm	—	A	Magenta	160	5-5/8
35mm F2	Wide angle	64°	0.7×	7 elements in 4 components	22	3.5-5000	1-1000	42mm	40mm	—	A	Amber	107	3-3/4
35mm F1.5	Wide angle	64°	0.7×	8 elements in 4 components	22	3.5-5000	1-1000	50mm	48mm	—	A	Amber	185	6-1/2
50mm F1.8	Standard	46°	1.0×	6 elements in 4 components	22	3.5-5000	1-2000	42mm	40mm	S-42	B	Amber	188	6-5/8
50mm F1.4	Standard	46°	1.0×	6 elements in 4 components	22	3.5-6000	1-2000	50mm	48mm	S-50	B	Amber	246	8-5/8
50mm F1.2	Standard	46°	1.0×	7 elements in 4 components	22	3.5-5000	1-2000	57mm	55mm	Exclusive	Exclusive	Amber	322	11-3/8
50mm F0.95	Standard	46°	1.0×	7 elements in 5 components	16	3.5-5000	1-2000	75mm	72mm	Exclusive	Exclusive	Amber	605	1-5-3/8
85mm F1.8	Long-focus	29°	1.7×	5 elements in 4 components	22	3.5-6000	1-2000	60mm	58mm	T-60	D	Magenta	470	1-5/8
100mm F2	Telephoto	24°	2.0×	6 elements in 4 components	22	3.5-1000	1-3000	60mm	58mm	T-60	E	Purple	515	1-2-1/8
100mm F3.5	Telephoto	24°	2.0×	5 elements in 4 components	22	3.5-6000	1-2000	42mm	58mm	T-42	H	Amber	220	7-3/4
135mm F3.5	Telephoto	18°	2.7×	4 elements in 3 components	22	5-1000	1.5-3000	50mm	48mm	T-50	E	Magenta	424	15
135mm F2.5	Telephoto	18°	2.7×	6 elements in 4 components	22	5-1000	1.5-3000	60mm	58mm	T-60	Exclusive	Magenta	500	1-15/8
200mm F3.5	Telephoto	12°	4.0×	7 elements in 5 components	22	8-1500	2.5-5000	60mm	58mm	T-60	Exclusive	Magenta	610	1-5-1/2
400mm F4.5	Long-focus	6°	8.0×	5 elements in 4 components	22	8	2.6	100mm	48mm	Exclusive	Exclusive	Magenta	1,700	3-12
600mm F5.6	Extra-long-focus	4°	12×	2 elements in 1 component	32	16	5.1	118mm	48mm	Exclusive	Exclusive	Purple	2,100	4-10-1/8
800mm F8	Extra-long-focus	3°	16×	2 elements in 1 component	32	31	11	112mm	48mm	Exclusive	Exclusive	Purple	1,900	4-3
1000mm F11	Extra-long-focus	2.4°	20×	2 elements in 1 component	32	45	15	100mm	48mm	Exclusive	Exclusive	Purple	1,800	3-15-1/2

Note: Listed weight of lenses over M 200 are of weight including all necessary attachments.

For lenses longer 400mm there are no lens barrels. However, the shortest focusing distance is listed in the chart for reference.



Canonet

QL17,19,25 The best selling series in the world

These are the famed CANONET series—over 3 million units have been sold to date. All models are equipped with precision lenses varying in speed according to the model. Take your choice of the QL 17 (F1.7), QL 19 (F1.9) or QL 25 (F2.5). Perfect results assured every time with the always dependable Electric Eye and easy-to-focus rangefinder. And the QL (Quick Loading) mechanism enables you to load any 35mm film roll in just seconds.

CANONET QL 17

Type: 35mm lens shutter type camera with Electric Eye.

Picture Size: 24 x 36mm.

Lens: Canon Lens SE 45mm F1.7. 5-component, 6-element construction.

Viewfinder: 0.7x. Bright line frame. Parallax is automatically corrected. Contains exposure indicator, f/stop scale and over/under exposure warning marks.

Focusing: By coupled double-image superimposing rangefinder.

Shutter: Lens shutter with speeds from 1/500 to 1 sec. and B.

EE Mechanism: CdS photocell. Fully coupled to film speed, shutter speed dial and aperture setting. Shutter speed priority system. ASA 25-800 (DIN 15-30). With ASA 100 film, EV2.5 (f/1.7 at 1/2 sec.)-EV17 (f/16 at 1/500 sec.). Powered by one 1.3v M20 (#625) mercury battery.

Manual Control of Aperture: Possible at any desired f/stop by releasing EE mechanism.

Flash Synchronization: M and X contacts. Synchronizing possible for M and F flash bulbs and electronic flash units.

Film Advance Lever: 120° single operation.

Self-Timer: Built-in.

Film Loading: By opening back cover. QL mechanism for quick loading of film. Accepts any 35mm film roll in cartridge.

Frame Counter: Resets automatically.

Size: 140 x 79 x 31mm (5-1/2" x 3-1/8" x 1-1/4").

Weight: 780 grams (1 lb. 11-1/2 oz.).

CANONET QL 19

Similar to QL 17, with the following exceptions:

Lens: Canon Lens SE 45mm F1.9. 4-component, 5-element construction.

EE Mechanism: With ASA 100 film, EV3.5 (f/1.9 at 1/2 sec.)-EV17 (f/16 at 1/500 sec.).

Weight: 750 grams (1 lb. 10-1/2 oz.).

CANONET QL 25

Similar to QL 17, with the following exceptions:

Lens: Canon Lens SE 45mm F2.5. 4-component, 5-element construction.

Shutter: Lens shutter with speeds from 1/500 to 1/15 sec. and B.

EE Mechanism: With ASA 100 film, EV 6.5 (f/2.5 at 1/15 sec.)-EV 17 (f/16 at 1/500 sec.).

Flash Synchronization: X contact.

Weight: 720 grams (1 lb. 9-3/8 oz.).

Without built-in self-timer.

Canonet 28

"Data Center" controlled camera with Electric Eye

Photography as an enjoyable amateur hobby is now easily possible with the CANONET 28, day and night, because of its two outstanding features: Programmed exposure control by the Electric Eye and automatic control of flashcube photography. Equipped with a superb 40mm F2.8 lens and viewfinder which acts as a data center providing information on exposure and focusing, for no-mistake shooting.

Type: 35mm lens shutter type camera with programmed Electric Eye.

Picture Size: 24 x 36mm.

Lens: Canon Lens 40mm F2.8. 3-component, 4-element construction.

Viewfinder: 0.6x. Bright line frame. Contains exposure indicator, over/under exposure warning marks, shutter speed scale, flash ready mark, zone focus marks, snapshot mark and parallax correction mark.

Focusing: 3-point zone focus type. Snapshot mark for "pan-focusing".

EE Mechanism: Programmed using selenium photocell. With ASA 100 film, EV 8 (f/2.8 at 1/30 sec.)-EV 17 (f/22 at 1/250 sec.). ASA 25-400 (DIN 15-27).

Flash Synchronization: X contact. Flashcube socket built in. Automatic flash control in which shooting distance and aperture setting are automatically coupled. Powered by two size AAA alkaline batteries. Shutter speed for flash photography is 1/30 sec.

Film Advance Lever: Single operation 127°.

Film Loading: By opening back cover.


Frame Counter: Resets automatically.

Size: 133.5 x 78.5 x 59mm (5-1/4" x 3-1/8" x 2-3/8").

Weight: 500 grams (1 lb. 1-5/8 oz.).

Accessories for CANONET Cameras

Lens Hood, Flash J-2, Flash Quint, Flash J-3, Cube Flash, Cube Flash D, Speedlite 102, Selftimer 6, Selftimer 7, Canon Release, Filters.







SLR camera with maximum operating versatility

This is a completely new type of SLR camera featuring an accurate Electric Eye "through-the-lens" and naked-eye clarity viewfinder. It is designed to accommodate three front convertible lenses that are available exclusively for the EX EE—the 50mm F1.8 standard, the 35mm F3.5 wide-angle and the 95mm F3.5 telephoto.

Type: 35mm single-lens reflex camera with Electric Eye.

Lens: Front component convertible type with thread mount. EX 50mm F1.8 (standard), EX 35mm F3.5 (wide-angle) and EX 95mm F3.5 (telephoto).

Viewfinder: Eye-level using pentagonal prism. Aerial image type. 50mm lens has magnification of 0.9x. Combined with microprism screen rangefinder. Contains exposure indicator, f/stop scale and over/under exposure warning marks. Waist-Level Viewer 2 can be attached.

Mirror: Shockless quick return system.

Shutter: Cloth focal-plane shutter with speeds from 1/500 to 1/8 sec. and B. X contact at 1/60 sec. Single pivot dial.

EE Mechanism: Fully coupled to film speed, shutter speed dial and aperture setting. Shutter speed priority system. Diaphragm closes down to proper f/stop by depressing shutter release button. With F1.8 lens, ASA 25-800. With F3.5 lens, ASA 25-500. With ASA 100 film, EV 4.7 (f/1.8 at 1/8 sec.)-EV 17 (f/16 at 1/500 sec.). Powered by one 1.3v M20 (#625) mercury battery.

Light Measurement: Through-the-lens (TTL) system. CdS photocell at upper rear position of pentagonal prism measures light passing through taking lens in fully opened condition. Measures total picture area emphasizing higher sensitivity at central section.

Manual Control of Aperture: Pre-set possible at any desired f/stop by releasing EE mechanism.

Flash Synchronization: X contact. Synchronizes with FP, M and MF flash bulbs and electronic flash units.

Film Advance Lever: Single operation 174°. Possible to wind with several short strokes.


Self-Timer: Built-in.

Film Loading: By opening back cover. QL mechanism for quick loading of film. Accepts any 35mm film roll in cartridge.

Frame Counter: Resets automatically.

Size: 143 x 92 x 84mm (5-5/8" x 3-5/8" x 3-1/4").

Weight: 900 grams (1 lb. 15-3/4 oz.)—with 50mm standard lens.



Canon C30 Canomatic

Photo Fun with Perfect Day or Night Pictures

A sharp F3.5 lens that brings out the best performance of the Kodapak Cartridge. Two-speed programmed shutter: 1/250th second for outdoor shooting and 1/30th second for indoor photography. With automatic flash mechanism for use with flashcube. No adjustment is required for this camera, for either day or night shooting, apart from zone focusing.

Type: Instamatic camera with programmed Electric Eye using Kodapak cartridge.

Picture Size: 28.5 x 28.5mm.

Lens: Canon Lens 40mm F 3.5. 3-component, 3-element construction.

Viewfinder: 0.5x.

Focusing: 3-point zone focusing.

EE Mechanism: Programmed using CdS photocell. Film speed is automatically set by cartridge loading. ASA 64-160 (DIN 19-23). With ASA 100 film, EV 8.6 (f/3.5 at 1/30 sec.)-EV 17 (f/22 at 1/250 sec.). Powered by one 1.3v M20 (#625) mercury battery.

Exposure Indicator: Warns against over/under exposure outside EE operating range and flashcube exposure range.

Flash Synchronization: Flashcube socket built in. Shutter speed is automatically set at 1/30 sec. and f/stop is coupled to focusing. No guide number calculation necessary. Powered by two size N batteries.

Film Advance Lever: Single operation 165°.

Film Loading: Cartridge is loaded by opening back cover.

Size: 119 x 69 x 58mm (4-5/8" x 2-3/4" x 2-1/4").

Weight: 300 grams (10-5/8 oz.).





demo

EE17, 28 Streamlined mini-weight shooters

Half-frame photography is better than ever with the ultimate models in the DEMI series. Highly economical because of the half-frame size which gives 40 or 72 shots from standard 20 or 36 exposure film rolls. Extremely sharp F1.7 or F2.8 lens, automatic exposure control by the Electric Eye, zone-focus which reduces focusing to its simplest form... plus the "data center" viewfinder. The Canon DEMI EE 17 and EE 28 are the ultimate in compactness—light and small enough to carry in handbag or pocket.

DEMI EE 17

Type: 35mm half-frame camera with Electric Eye.

Picture Size: 24 x 18mm.

Lens: Canon Lens SH 30mm F1.7. 4-component, 6-element construction.

Viewfinder: Bright line frame. Contains zone focus marks, exposure indicator, f/stop scale, over/under exposure warning marks and parallax correction mark.

Focusing: 3-point zone focus type.

Shutter: 1/500 to 1/8 sec. and B.

EE Mechanism: CdS photocell. Fully coupled to film speed, shutter speed dial and aperture setting. Shutter speed priority type. Manual aperture setting possible. ASA 25-400 (DIN 15-27). With ASA 100 film, EV 4.5 (f/1.7 at 1/8 sec.)-EV 17 (f/16 at 1/500 sec.). Powered by one 1.3v M20 (#625) mercury battery.

Flash Synchronization: X contact. Synchronizes with M and MF flash bulbs and electronic flash units.

Self-Timer: Built-in.

Film Advance Lever: Single operation 145°, possible to wind with several short strokes.

Film Loading: By opening back cover.

Frame Counter: Resets automatically.

Size: 117 x 71 x 48mm (4-5/8" x 2-3/4" x 1-7/8").

Weight: 445 grams (15-3/4 oz.).

DEMI EE 28

Type: 35mm half-frame camera with programmed Electric Eye.

Picture Size: 24 x 18mm.

Lens: Canon Lens SH 28mm F2.8. 3-component, 5-element construction.

Viewfinder: Bright line frame. Contains zone focus marks, exposure indicator, shutter speeds, over/under exposure warning marks, snapshot mark and parallax correction mark.

Focusing: 3-point zone focus type. Snapshot mark for "pan-focusing".

EE Mechanism: Programmed using selenium photocell. Manual aperture setting possible at 1/30 sec. ASA 25-400 (DIN 15-27). With ASA 100 film, EV 8 (f/2.8 at 1/30 sec.)-EV 17.5 (f/25 at 1/300 sec.).

Flash Synchronization: X contact. Synchronizes with M and MF flash bulbs and electronic flash units.

Film Advance Lever: Single operation 132°, possible to wind with several short strokes.

Film Loading: By opening back cover.

Frame Counter: Resets automatically.

Size: 116 x 69 x 39mm (4-5/8" x 2-3/4" x 1-1/2").

Weight: 290 gram (10-1/4 oz.).

Canon

DIAL35-2 Easy to use half-frame action camera

The small, compact, lightweight DIAL 35-2 shoots in automatic sequence at the rate of two frames per second. Ideal for sequence photography. Film rewinds automatically in 3 seconds. Fits snugly into pocket or handbag and is always ready for instant action. Zone-focus marks and snapshot mark for "pan-focusing".

Type: 35mm half-frame camera with programmed Electric Eye.

Picture Size: 24 x 18mm.

Lens: Canon Lens SE 28mm F2.8. 3-component, 5-element construction.

Viewfinder: Bright line frame. Contains zone focus marks, exposure indicator f/stop scale, over/under exposure warning marks, snapshot mark and parallax correction marks.

Focusing: 3-point zone focus type. Snapshot mark for "pan-focusing".

Shutter: 1/250 to 1/30 sec.

EE Mechanism: CdS photocell. Fully coupled to film speed, shutter speed dial and aperture setting. Shutter speed priority type. Manual aperture setting possible. ASA 10-1000 (DIN 11-31). With ASA 100 film, EV 8 (f/2.8 at 1/30 sec.)-EV 17 (f/22 at 1/250 sec.). Powered by one M20 (#625) mercury battery.

Flash Synchronization: X contact. Synchronization possible for M and MF flash bulbs and electronic flash unit.

Film Advancing and Rewinding: Powered by spring motor. Over 20 continuous exposures possible with one full charge. When motor is wound after film is loaded, film is automatically wound and set at first frame.

Film Loading: By opening back cover.

Frame Counter: Coupled to winding and rewinding. Resets automatically.

Wrist Strap: Built into bottom of winding grip.

Size: 99 x 75.5 x 43.5mm (3-7/8" x 3" x 1-3/4").

Weight: 410 grams (14-1/2 oz.).

Accessories for DEMI and DIAL Cameras

Filters, Flash J-3, Speedlite 102, Flash Quint, Flash Unit Coupler, Canon Release, Release Adapter, Selftimer 6, Wrist Strap 5, Lens Cap, Cube Flash.





Canon Super 8 Movie Camera System

All Canon 8mm movie cameras use the Super 8 film cartridge. Not only is it easier to load the cartridge, it can be loaded in daylight in just seconds and automatically sets the ASA film speed. The Super 8 runs for 50 continuous feet with no pause necessary for turning over half way, as with conventional film. Super 8, with a 50 percent larger picture area, gives greater definition and finer grain when projected. Canon's Super 8 movie cameras are designed to be handled with maximum ease. Every switch and control is located exactly in the right place. And there is no problem in using tungsten type film in daylight because of the built-in Color Conversion A filter. You can operate the Super 8 without fumbling and hold for long periods of time with the least possible strain.

Canon ^{SUPER 8} AUTO ZOOM 1218

Super 8 camera with fantastic 12-times zoom lens

The fast F1.8 lens of this home movie camera has a zoom range of 7.5-90mm...enlarging your subject 12 times! It is the most powerful 8mm movie camera in the world. Other features include: Zoom range setting levers, powered zooming and filming, two-speed zoom control, automatic exposure control, SLR viewing and microprism screen rangefinder, three filming speeds, and manually controllable aperture.

Lens: F1.8 with zooming range of 7.5-90mm. 13-component, 19-element construction. Zoom ratio, 1:12. Zooming by rotation of lens barrel. Zoom range can be fixed at any range by shifting the zoom range setting levers. Coated in single- and multi-layers.

Viewfinder: Single-lens reflex type, combined with microprism screen rangefinder. Contains exposure indicator, f/stop scale and over/under exposure warning marks. Eyepiece adjustable.

EE Mechanism: Automatic aperture setting coupled to film speed and filming speed.

Exposure Meter: Through-the-lens system CdS photocell measures light passing through taking lens. Powered by two 1.3v M20 (#625) mercury batteries.

Light Measuring Range: The entire range between ASA 250 f/1.8 at 18 fps and ASA 16 f/16 at SLOW MOTION (approx. 45 fps).

Film Speed: Automatically set with insertion of film cartridge. With tungsten type film, ASA 25-250 (DIN 15-25). With daylight type film, ASA 16-160 (DIN 13-23).

CCA Filter: Built-in. Corrects colors of tungsten type film when used in daylight. Automatically cancelled on insertion of daylight type film cartridge or manually by shifting the CCA filter switch.

Filming Speed: 18 fps, SLOW MOTION and single frame.

Shutter Release: Released by pulling the trigger or pressing the shutter release button. Single frame with the cable release.

Manual Control of Aperture: By releasing the EEmechanism. Aperture is electrically coupled with the aperture control ring. Fade-ins and fade-outs from/to f/22 with aperture control ring and an ND filter.

Power System: Film drive and power zooming operated by two micromotors. Power zoom can be regulated in two speeds. Entire zooming is done in 3-6 and 10-12 seconds at "H" and "L" respectively. Powered by five 1.5v penlight (size AA) batteries. Sufficient power for 15 cartridges of film under normal temperature.

Battery Tester: Built-in. Indicates power levels of mercury and penlight batteries.

Manual Zooming: Performed by manual zoom lever. Revolving angle of 150°.

Footage Counter: Counts up to 50 feet. Resets automatically.

Film Transport Indicator: For checking film advancement.

Release Sockets: For remote control, cable release and single frame.

Trigger Grip: Detachable. With wrist strap.

Size: Body, 256 x 104 x 89mm (10-1/8" x 4-1/8" x 3-1/2"). Trigger grip, 128 x 115 x 32mm (5" x 4-1/2" x 1-1/4").

Weight: Body, 2,000 grams (4 lb. 6-1/2 oz.). Trigger grip, 280 grams (9-7/8 oz.).

Canon ^{SUPER 8} AUTO ZOOM 814

8-times power zoom for professional results

This Super 8 camera produces professional quality movies. The eight-times powered zoom operates electrically between 7.5mm wide-angle and 60mm telephoto. It is equipped with Canon's renowned lens—a fast F1.4. Perfect exposure is assured by the automatic "through-the-lens" exposure control



system. "Fade-in" and "fade-out" for really professional results, or trick film effects such as slow-motion and comedy action speed-up.

Lens: F1.4 with zooming range of 7.5-60mm. 13-component, 18-element construction. Zoom ratio, 1:8. Zooming by rotation of lens barrel. Coated in amber, magenta, purple or multi-layer coating.

Viewfinder: Single-lens reflex type, combined with built-in microprism screen rangefinder. Contains exposure indicator, f/stop scale and over/under exposure warning marks and film ending indicator. Eyepiece adjustable with shutter device.

EE Mechanism: Automatic aperture setting coupled to film speed and filming speed.

Exposure Meter: Through-the-lens system CdS photocell measures light passing through taking lens. Powered by two 1.3v M20 (#625) mercury batteries.

Light Measuring Range: The entire range between ASA 250 f/1.4 at 12 fps and ASA 16 f/22 at 24 fps.

Film Speed: Automatically set with insertion of film cartridge. With tungsten type film, ASA 25-250 (DIN 15-25). With daylight type film, ASA 16-160 (DIN 13-23).

CCA Filter: Built in. Corrects colors of tungsten type film when used in daylight. Automatically cancelled on insertion of daylight type film cartridge or manually by shifting the CCA filter switch.

Filming Speed: 12, 18, 24 fps and single frame.

Shutter Release: Released by pulling the trigger. Single frame with the cable release.

Manual Control of Aperture: By releasing the EE mechanism. Aperture is electrically coupled with the aperture control ring. Fade-ins and fade-outs with aperture control ring.

Power System: Film drive and power zooming operated by two micromotors. Entire zooming is done in 6-9 seconds. Powered by four 1.5v penlight (size AA) batteries. Sufficient power for 10 cartridges of film under normal temperature.

Battery Tester: Built-in. Indicates power levels of mercury and penlight batteries.

Manual Zooming: Performed by manual zoom knob. Revolving angle of 100°.

Footage Counter: Counts up to 50 feet. Resets automatically.

Film Transport Indicator: For checking film advancement.

Release Sockets: For remote control, single frame and cable release.

Trigger Grip: Folding type.

Size: 237 x 107 x 63mm (9-3/8" x 4-1/4" x 2-1/2").

Weight: 1,720 grams (3 lb. 12-5/8 oz.).

Canon ^{SUPER 8} ZOOM 518

5-times zoom opens up the fascinating world of motion picture making

The AUTO ZOOM 518 incorporates all the features needed to make professional quality home movies. Its excellent F1.8 lens enlarges up to five times electrically, and has wide-angle, telephoto and zoom capability. Special effects devices are available for fade-in, fade-out and slow-motion. It also features automatic exposure control "through-the-lens" and SLR viewing with microprism screen rangefinder. A Tele-Converter attachment allows the zoom range to be extended to yield eight-times combined zoom power.

Lens: F1.8 with zooming range of 9.5-47.5mm. 11-component, 14-element construction. Zoom ratio, 1:5. Zooming by rotation of lens barrel. Coated in amber and magenta. Zoom range can be extended to 15.6-78mm with optional Tele-Converter.

Viewfinder: Single-lens reflex type, combined with built-in microprism screen rangefinder. Contains exposure indicator, f/stop scale and over/under exposure warning marks. Eyepiece adjustable.

EE Mechanism: Automatic aperture setting coupled to film speed and filming speed.

Exposure Meter: Through-the-lens system CdS photocell measures light passing through taking lens. Powered by two 1.3v M20 (#625) mercury batteries.

Light Measuring Range: The entire range between ASA 160 f/1.8 at 18 fps and ASA 16 f/16 at SLOW MOTION (approx. 36 fps).

Film Speed: Automatically set with insertion of film cartridge. With tungsten type film, ASA 25-160 (DIN 15-23). With daylight type film, ASA 16-100 (DIN 13-21).

CCA Filter: Built-in. Corrects colors of tungsten type film when used in daylight. Automatically cancelled on insertion of daylight type film cartridge or manually by shifting the CCA filter switch.

Filming Speed: 18 fps and SLOW MOTION.

Shutter Release: Released by pulling the trigger.

Manual Control of Aperture: By releasing the EE mechanism. Aperture is electrically coupled with the aperture control ring. Fade-ins and fade-outs from/ to f/22 with aperture control ring and an ND filter.

Power System: Film drive and power zooming operated by two micromotors. Entire zooming is done in approximately 6 seconds. Powered by four 1.5v penlight (size AA) batteries. Sufficient power for 10 cartridges of film under normal temperature.

Battery Tester: Built-in. Indicates power levels of mercury and penlight batteries.

Manual Zooming: Performed by manual zoom knob. Revolving angle of 100°.

Footage Counter: Counts up to 50 feet. Resets automatically.

Film Transport Indicator: For checking film advancement.

Release Sockets: For remote control and cable release.

Trigger Grip: Fixed.

Size: 206 x 187 x 55mm (8-1/8" x 7-3/8" x 2-1/8").

Weight: 1,150 grams (2 lb. 8-5/8 oz.).

Canon ^{SUPER 8} ZOOM 518-2

Budget-priced family home movie camera

Almost identical to the AUTO ZOOM 518, this model is a value-packed version for the budget-minded. Fitted with a five-times manual zoom lens, automatic exposure control, electric film drive, and SLR viewing with microprism screen rangefinder. A Tele-Converter attachment boasts zoom capability up to eight times.

Lens: F1.8 with zooming range of 9.5-47.5mm. 11-component, 14-element construction. Zoom ratio, 1:5. Zooming by rotation of lens barrel. Coated in amber and magenta. Zoom range can be extended to 15.6-78mm with optional Tele-Converter.

Viewfinder: Single-lens reflex type, combined with built-in microprism screen rangefinder. Contains exposure indicator, f/stop scale and over/under exposure warning marks. Eyepiece adjustable.

EE Mechanism: Automatic aperture setting coupled to film speed and filming speed.

Exposure Meter: Through-the-lens system CdS photocell measures light passing through taking lens. Powered by two 1.3v M20 (#625) mercury batteries.

Light Measuring Range: The entire range between ASA 160 f/1.8 and ASA 16 f/16 at 18 fps.

Film Speed: Automatically set with insertion of film cartridge. With tungsten type film, ASA 25-160 (DIN 15-23). With daylight type film, ASA 16-100 (DIN 13-21).

CCA Filter: Built-in. Corrects colors of tungsten type film when used in daylight. Automatically cancelled on insertion of daylight type film cartridge or manually by shifting the CCA filter switch.

Filming Speed: 18 fps.



Shutter Release: Released by pulling the trigger.

Power System: Film drive operated by micromotor. Powered by three 1.5v penlight (size AA) batteries. Sufficient power for 15 cartridges of film under normal temperature.

Battery Tester: Built-in. Indicates power level of penlight batteries.

Footage Counter: Counts up to 50 feet. Resets automatically.

Film Transport Indicator: For checking film advancement.

Release Sockets: For remote control and cable release.

Trigger Grip: Fixed.

Size: 206 x 187 x 55mm (8-1/8" x 7-3/8" x 2-1/8").

Weight: 1,000 grams (2 lb. 3-1/4 oz.).

Canon ^{SUPER 8} ZOOM 250

New contoured compact for home movie makers

The most compact Super 8 from Canon, the ZOOM 250 is designed especially for the beginner. It is very easy to use indoors or out. It has a sharp and compact 2.5-times zoom lens, exposure control by Electric Eye, single-lens reflex viewfinder, 2-point zone focusing and accommodates a lighting unit for indoor and night-time movie making.

Lens: F1.8 with zooming range of 10.8-27mm. 10-component, 12-element construction. Zoom ratio, 1:2.5. Zooming by rotation of lens barrel. Coated in amber and magenta.

Viewfinder: Single-lens reflex type. Contains exposure indicator and over/under exposure warning marks. Eyepiece adjustable.

Focusing: 2-point zone focus system.

EE Mechanism: Automatic aperture setting coupled to film speed and filming speed.

Exposure Meter: CdS photocell. Powered by one 1.3v M20 (#625) mercury battery.

Film Speed: Automatically set with insertion of film cartridge. With tungsten type film, ASA 25-160 (DIN 15-23). With daylight type film, ASA 16-100 (DIN 13-21).

CCA Filter: Built-in. Corrects colors of tungsten type film when used in daylight. Automatically cancelled on insertion of daylight type film cartridge, with installation of the Kodak Instamatic Movie Light or manually with the filter cancellation key.

Filming Speed: 18 fps.

Power System: Film drive operated by micromotor. Powered by three 1.5v penlight (size AA) batteries. Sufficient power for 8 cartridges of film under normal temperature.

Footage Counter: Counts up to 50 feet. Resets automatically.

Release Socket: For cable release.

Use of Light Unit: Adaptable with Kodak type.

Trigger Grip: Fixed.


Size: 168 x 160 x 48mm (6-5/8" x 6-1/4" x 1-7/8").

Weight: 520 grams (1 lb. 2-3/8 oz.).

Accessories for Canon Movie Cameras

Tele-Converter 1.6x, Copying Equipment, Remote Control Switch, Lens Hoods, Cable Release, Lens Caps, Viewfinder Covers, Close-Up Lenses, Filters, Carrying Case.





Canon S-400

CINE PROJECTOR

Screens any type of 8mm film up to 400 feet

Automatic film loading/rewinding projector that takes Super 8, Single 8 and regular 8mm film. Can accommodate up to 400 feet (Single 8 up to 500 feet). Slow-motion projecting speed capability. Quick-change switch allows apertures to be changed to suit film. This projector can be used in any country as it has a choice of six different voltages from 100 to 240v. It also features a high quality zoom lens and complete portability.

Acceptable Films: Super 8, Single 8 and regular 8mm film by adjusting the film selector.

Lens: Canon Zoom Lens P-8 17-28mm F1.3.

Film Loading Mechanism: Loaded by placing the film into the inserting slot.

Reel Capacity: Super 8 and regular 8mm film, 400 feet. Single 8, 500 feet.

Rewinding Mechanism: Automatic with marking the end mark on the film.

Also possible with the film rewind button. Rewinding speed, 400 feet in 60 seconds.

Projection Lamp: 8v, 50w with a built-in reflector mirror. Philips type.

Pilot Lamp: 8v, 0.3 ampere.

Motor: AC series motor, with cooling fan.

Power Supply: AC 100-240v, 50/60 Hz.

Acceptable Voltages: Adjustable to 100, 115, 125, 160, 220, or 240v.

Power Consumption: 110w.

Projection Speed: 10-20fps for normal projection. 8-10fps for slow-motion projection.

Film Cutter and End Mark Puncher: Built-in.

Projection Screen: Small screen built into the side cover.

Size: 333 x 169 x 155mm (1' 1-1/8" x 6-5/8" x 6-1/8").

Weight: 5.2 kg (11 lb. 7-3/8 oz.).

Canon

CANOVISION

Daylight home movies—TV style

The CANOVISION 8 offers a unique way to watch home movies. It permits home movie viewing in broad daylight through the use of a glare-proof black daylight screen. No screen set-up is necessary. It is light, compact and simple to operate, and takes all Super 8, Single 8 and regular 8mm film. It projects a bright, clear image, for restful viewing.

Acceptable Films: Super 8, Single 8 and regular 8mm film by adjusting the aperture switch lever.

Lens: Canon Lens P-8 11mm F2.5, 4-component, 4-element construction.

Film Loading Mechanism: Loaded by guiding the film according to the diagram shown on the projector.

Mirrors: Two reflector mirrors built in.

Picture Size: Super 8 and Single 8, 200 x 150mm (7-7/8" x 5-7/8"). Regular 8mm, 163 x 123mm (6-3/8" x 4-7/8").

Reel Capacity: Super 8 and regular 8mm, 200 ft. Single 8, 250 ft.

Projection Lamp: 8v, 50w lamp with a built-in reflector mirror. Philips type.

Motor: Induction motor, with cooling fan.

Power Supply: AC 115-240v, 50/60 Hz.

Acceptable Voltages: Adjustable to 115, 125, 160, 220 or 240v.

Power Consumption: 200w.

Projection Speed: Approx. 17 fps.

Size: 298 x 253 x 199mm (11-3/4" x 10" x 7-7/8").

Weight: 4.7 kg (10 lb. 5-3/4 oz.).



For Sportsmen and Open-Air Lovers

Canon BINOCULARS add a completely new dimension to the enjoyment of the great outdoors, sports events, and nature study. Made by the manufacturer of the renown Canon cameras, these precision instruments cover a wide range, from marine binoculars to a light, compact sports glass. All Canon BINOCULARS incorporate center focusing, spectra coated optical glass, finest anti-corrosive alloys and perfectly balanced optical and mechanical axis. Definition, brilliance and image quality are guaranteed by Canon's long years of experience in the field of high precision optics.

The 7x30 has exceptional magnification and is ideal for spectator and sports events. The 8x30 is a light, general purpose size, particularly suited for use by women and children. The 7x50 is the deluxe model, most suitable for use on board ships. The SPORTS GLASS is light-weight, compact and powerful, a perfect size for carrying in the pocket or handbag.



	7 x 35	8 x 30	6 x 30	7 x 50
Magnification	7 x	8 x	6 x	7 x
Diameter of Object Lens	35mm	30mm	30mm	50mm
Diameter of Exit Pupil	5mm	3.75mm	5mm	7.14mm
Angle of View	7.5°	7.5°	8.0°	7.2°
Linear Field at 1000 Yards	393ft.	393ft.	420ft.	376ft.
Net Weight (approx.)	670g 1lb. 7-5/8oz.	600g 1lb. 5-1/8oz.	600g 1lb. 5-1/8oz.	1,150g 2lb. 8-5/8oz.

Specifications are subject to change.



Canon SCOOPIC 16

The first 16mm camera with six-times
Electric Eye

The SCOOPIC 16 is the first 16mm movie camera to have a sharp zoom lens with a zooming range from 13mm wide-angle to 76mm telephoto, plus an Electric Eye that uses a CdS photocell. The SCOOPIC 16 was designed originally for television use and news cameramen, but it can be also used for commercial photography and by amateur movie camera fans.

Type: 16mm movie camera using single or double perforated film on standard 100-foot spool.

Lens: Canon Zoom Lens C-16E F1.6 with zooming range of 13-76mm. 13-component, 18-element construction. Zoom ratio, 1:5.85. Zooming by rotation of lens barrel. Shooting distance, 1.5m (5 ft.) to infinity.

Viewfinder: Single-lens reflex type, combined with microprism screen range-finder. Contains exposure indicator, f/stop scale, over/under exposure warning marks and manual aperture control mark. Eyepiece and eyecup adjustable.

EE Mechanism: Automatic aperture setting coupled to film speed and filming speed.

Exposure Meter: Built-in. CdS photocell and servomechanism. Powered by a 12v nickel cadmium battery.

Light Measuring Range: The entire range between ASA 320 f/1.6 at 16 fps and ASA 10 f/22 at 48 fps.

Film Speed: ASA 10-320 (DIN 11-26).

Filming Speed: 16 fps (1/43 sec.), 24 fps (1/64 sec.), 32 fps (1/86 sec.), 48 fps (1/128 sec.). Shutter opening angle, 135 degrees.

Manual Control of Aperture: By releasing the EE mechanism.

Power System: Film drive operated by micromotor. Powered by a 12v nickel cadmium battery. A fully charged battery provides power for driving eight reels of 100-foot length film at 24 fps. Rechargeable by the Battery Charger. 12v x 2 parallel circuit for optional External Battery Box.

Battery Tester: Built-in. Indicates power level of battery.

Film Loading: Semiautomatic film loading system. Just insert the tip of the film into the film feeding guide.

Footage Counter: Counts up to 100 feet. Resets automatically.

Release Sockets: For cable release and tape recorder starting.

Size: 280 x 147 x 222mm (11" x 5-3/4" x 8-3/4").

Weight: 3.1 kg (6 lb. 13-3/8 oz.).





Total Domestic and Export Sales of Canon Inc.*

Canon is Japan's largest camera manufacturer in terms of production and total sales of both domestic and export markets. The company plays a leading role in placing Japan among the top camera producing countries in the world.

In Thousands US Dollars



CANON—THE EYE OF THE WORLD

Canon Inc., the largest camera manufacturer in Asia, with the most extensive, up-to-date production facilities in the Far East, is considered one of the world's top-ranking producers of photographic equipment.

Canon was founded in 1933 by a small group of dedicated people interested in the development and manufacture of 35mm still cameras. Two years later, in 1935, this nucleus successfully developed its first product, incorporating the results of the group's collective research efforts. This was a unique 35mm camera with a high-speed focal plane shutter (a maximum shutter speed of 1/500th of a second), and the fastest F3.5 standard lens available at that time.

In 1937, this group invested \$500,000 in production facilities and began operating as an incorporated company.

In 1938, the company began the design and manufacture of lenses, in addition to its original line of cameras. In the first year, a number of models were introduced using lenses developed exclusively by the company itself. The same year, Canon perfected the first X-ray camera in Japan, a significant advance into the field of medical appliances.

Following the end of World War II in 1945, Canon resumed the production of its precision 35mm still cameras, despite the serious shortage of necessary materials. The demand for cameras was on the increase, both domestically and abroad, and Canon found a ready market for its products throughout the world.

In 1955, the first Canon office in the United States was opened in New York, to reinforce Canon sales in the U.S. and to pave the way for increased sales in overseas markets.

In 1956, Canon began the manufacture of 8mm movie cameras and projectors and of television lenses. This period also marked

the breaking of new ground by Canon technology in the field of the Single-Lens Reflex still camera.

Canon began its European expansion with the establishment of an office in Geneva, Switzerland, in 1957, which served as the base of its European operations. This office was moved to Amsterdam, Holland, in 1968 to further strengthen the European sales network. Four years later in 1961, Canon Latin America, Inc., was established in Panama to increase sales and services in Latin America.


Thus Canon has established its overseas sales network in response to the increasing world-wide demand for precision cameras.

Canon also advanced into the field of medium priced models, manufacturing 35mm cameras with Electric Eye and the half-frame DEMI series. The CANONET, the first fully automatic Electric Eye camera produced, was a pioneer of this type of camera, introducing a new camera age at the time of its debut.

In addition to its extensive activities in the field of photographic equipment, Canon has made continuous efforts to develop special appliances by combining its precision engineering capabilities with its optics techniques. The Canon Micro-filming System, electronic calculators, and many other special appliances are now making great contributions to industry, the medical profession, and in financial circles.

In the thirty-six short years since its founding, Canon has made remarkable progress through successive development of new products, through technical innovations, consistently improved facilities, and increased sales.

Today, Canon continues in its endless advance as an organization dedicated to serving the whole world.



CANON INC.

9-9, Ginza 5-chome, Chuo-ku, Tokyo 104, Japan

CANON U.S.A., INC.

64-10 Queens Blvd., Woodside, N.Y. 11377, U.S.A.

CANON AMSTERDAM N.V.

Gebouw 70, Schiphol Oost, Holland

CANON LATIN AMERICA, INC.

Apartado 7022, Panama 5, Panama