

CANON CAMERA CO., INC.

312 Shimomaruko-cho, Ohta-ku, Tokyo, Japan

CANON U.S. BRANCH

554 5th Avenue, New York 36, N.Y., U.S.A.

CANON S.A. GENEVE

1 Rue de Hesse, Geneve, Switzerland

CANON LATIN AMERICA

Apartado 7022, Via Espana 120, Panama, R.P.

Canon

INTERCHANGEABLE

LENSES R

Canomatic Lens R with Semi-Automatic Diaphragm System . . .

The lens aperture can be pre-set to a desired F-stop by turning the pre-set aperture ring. When the shutter is released, the lens aperture stops down to a pre-selected F-stop. It re-opens when the charge ring is turned manually. The Canomatic system can be released manually by pressing the pre-set release button.

Manual Lens Aperture with Pre-Set Aperture Ring . . .

The aperture can be pre-set manually by turning the pre-set aperture ring. Then you close down the lens aperture to the prescribed F-stop for a shot by turning the aperture set ring, and open up for viewing by turning the aperture set ring manually.

PROPER HANDLING OF LENSES . . .

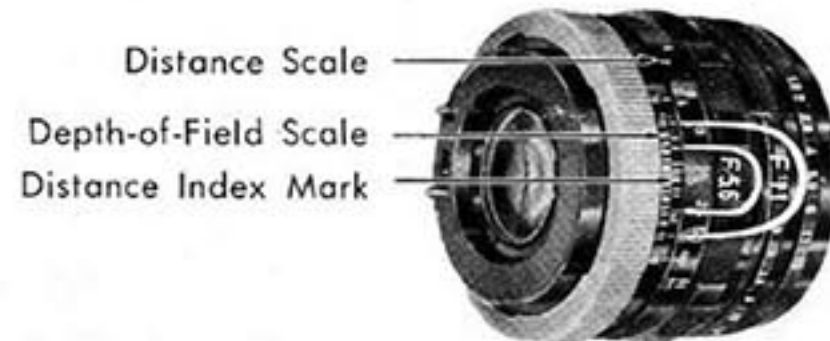
- When changing lenses, avoid exposure to direct sunlight or strong artificial light. Do it in the shade at all times.
- When the lens is detached from the camera, cover the lens base with a dust cover to keep it free from dust.
- When mounting lenses, do not apply excessive force on the lens, but apply just enough to fit the lens firmly.
- It is recommended that the aperture charge lever be charged when mounting a Super Canomatic lens.
- Do not at any time touch the mirror in the camera. This is to avoid scratching or damaging the mirror.

CANON INTERCHANGEABLE LENSES R...

For Single Lens Reflex Type 35mm Still Canonflex Cameras...

Canon lenses for 35mm still single-lens reflex type Canonflex cameras are available in bayonet mount and in 4 different lens aperture types—the fully automatic Super Canomatic, semi-automatic Canomatic, manual Pre-Set, and Manual. All Canon single-lens reflex type camera lenses are designed to photograph a full 24mm×36mm frame on a standard 35mm film.

All these lenses are Spectra Coated to insure maximum color and tone balance, greater light transmission, and complete elimination of flares. They are ideal for color photography.



Infrared Index Mark...

The letter "R" on the depth-of-field scale of all Canon lenses is the index for infrared photography. When an infrared film is used, proper focusing is done in the following manner. Focus the subject in the normal way. Read off the distance. Turn the focusing ring further to match the distance reading to the "R" mark. Your lens is now focused for infrared photography.



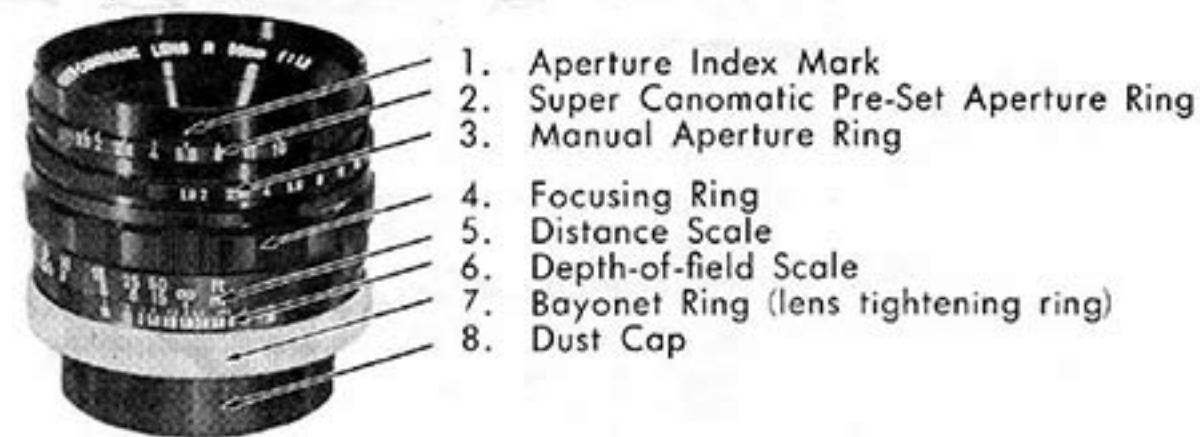
OPERATION OF FOUR LENS APERTURE SYSTEMS

Super Canomatic Lens R with Fully Automatic Lens Aperture System . . .

The Super Canomatic Lens Aperture System affords the automatic operation of springback mirror and lens aperture diaphragm simultaneously. As the shutter release button is pressed, the springback mirror flips up and returns automatically and instantly (1/30th sec.), while the aperture automatically closes down to the pre-selected stop and opens again instantly after the shutter action. There are two rings with similar calibrations. The one in front is for the Super Canomatic pre-set aperture, with click stops, while the other ring is for manual aperture control to observe the depth-of-field at any desired F-stop. In case of manual aperture setting be sure to set the Super Canomatic pre-set aperture ring at full opening to get the best advantage of the SCR system, and vice versa.

Manual Diaphragm System . . .

The lens aperture can be set by turning the manual lens diaphragm ring.



Depth-of-Field

The depth-of-field is obtained by referring to the same figures (F stops) of both sides of the distance index mark on the depth-of-field scale.

USE OF INTERCHANGEABLE LENSES . . .

By mounting an appropriate lens, you can be sure of capturing the desired composition or expression in your pictures.

- a. When your subject is in an inaccessible place or at a far-off distance, the telephoto lens will do the trick. Or, when you want to photograph a portion of any given subject, a telephoto lens can be conveniently used to eliminate the unwanted area.
- b. When you want to achieve a different effect in photographic expression by employing varying focal length lenses, you can change sharpness of background and perspective.

Change of Field-of-View

Photographing from the same spot, the size of the object can be changed accordingly using different focal-length lenses. In general, compared to a 50mm normal-focus lens, the longer the focal-length of a lens, the subject will be larger...but field-of-view smaller. Conversely, the shorter the focal-length of a lens, the subject will be smaller...but field-of-view larger.

CHANGING LENSES

Removing of Lens . . .

Turn the lens tightening ring counter-clockwise until the red dot on the ring comes to a stop with a light click at the distance index mark, and then pull the lens off.

Mounting of Lens . . .

Turn the lens tightening ring in a clockwise direction until the red dot on the ring comes to a stop at the distance index mark with a light click. Pull the lens dust cover off. The red dot should be set at the distance index mark, directly above the lens positioning key which must be aligned with the key groove of the lens mount on the camera body. Insert the lens into the camera and turn the lens tightening ring clockwise to tighten. Tighten the ring just enough to have the lens in firm position, but no farther.



35mm



50mm



135mm

Change of Perspective

When photographing the main subject in the same size with different focal-lengths by moving the position of the camera, the difference in the perspective can be distinctly noticed. The pictures illustrated here are taken in almost the same size with the front figure as the main subject. It is noticeable that the scenery in the background varies. The shorter the focal-length, the more exaggerated is the perspective. There are also out-of-focus variations of the background. A longer focal-length lens gives the effect of three-dimensional vision by weakening the background tones and relieving the main subject. Besides the changes in field-of-view and perspective, there are variations in the depth-of-field, due to the degree of opening of the lens aperture, and other characteristics for each focal-length lens.

CANON LENSES FOR SINGLE-LENS REFLEX CAMERAS...

Wide-Angle Super Canomatic Lens R...

For its deep depth-of-field feature and a wide angle of view (64°), Super Canomatic Lens R 35mm F 2.5 is fast gaining popularity among photographers.



R 35mm
F 2.5

Standard or Normal-Focus Lenses...

The subject seen through these lenses is the closest in proportion to the human eye. These are considered the standard or normal-focus lenses and are most versatile of all lenses. Super Canomatic Lens R 50mm F 1.8 and Super Canomatic Lens R 58mm F 1.2 are available in this category.




R 50mm F 1.8




R 58mm F 1.2



R 135mm F 3.5



R 100mm F 2



R 135mm F 2.5

Extra-Telephoto and Extra-Long-Focus Canomatic Lens R and Manual Lens R...

Canon provides 6 lenses of the R series in the extra-long-telephoto lens ranging from Canomatic Lens R 200mm F 3.5 to R 1000mm F 11. These lenses are compact in size, lightweight, and simple to handle considering their performance and focal lengths. They are ideally suited for capturing hard-to-reach subjects from a distance. Each lens comes with a complete set of attachments.

Long-Focus Lens . . .

The fast 85mm F 1.8 lens has been designed to give photographers the finest results in reproduction for portraiture and for shooting stage and sporting events under available lighting conditions.

Telephoto Super Canomatic Lens R and Pre-Set Lens R . . .

A choice of 4 different lenses in 2 focal lengths are available for the owners of Canonflex. For portraiture, the compact and lightweight Pre-Set Lens R 100mm F 3.5 is recommended. For versatility, Pre-Set Lens R 135mm F 3.5 can be used conveniently. For versatility and fastness, Super Canomatic Lens R 100mm F 2 and Super Canomatic Lens R 135mm F 2.5 will be the answer to your photographic requirements.



R 85mm F 1.8



R 100mm F 3.5



R 200mm F 3.5



R 300mm F 4



R 400mm F 4.5



R 600mm F 5.6



R 800mm F 8



R 1000mm F 11

INTERCHANGEABLE LENSES

(Chart of Interchangeable Lenses for

Type of Lens	Angle of View	Magnification	Number of Elements
Super Canomatic Lens R 35mm F 2.5	64°	0.7X	7
Super Canomatic Lens R 50mm F 1.8	46°	1X	6
Super Canomatic Lens R 58mm F 1.2	41°	1.16X	7
Super Canomatic Lens R 85mm F 1.8	29°	1.7X	5
Super Canomatic Lens R 100mm F 2	24°	2X	6
Canon Lens (Pre-Set) R 100mm F 3.5	24°	2X	5
Super Canomatic Lens R 135mm F 2.5	18°	2.7X	6
Canon Lens (Pre-Set) R 135mm F 3.5	18°	2.7X	4
Canomatic Lens R 200mm F 3.5	12°	4X	7
Canon Lens R 300mm F 4	8°	6X	5
Canon Lens R 400mm F 4.5	6°	8X	5
Canon Lens R 600mm F 5.6	4°	12X	2
Canon Lens R 800mm F 8	3°	16X	2
Canon Lens R 1000mm F 11	2.4°	20X	2

For lenses longer than 300mm, there are no distance scales calibrated on the lens barrel. However,

Canonflex Cameras)

Aperture (F-Stop) Click Stops down to	Focusing Range		Attachment Sizes		Coating	Weight	
	in Feet	in Meters	Outer Diameter	Filter Size Screw-in		(oz.)	(gm.)
16	1.5 ~ 10,∞	0.4 ~ 3,∞	60mm	58mm	Magenta	11.2	317
16	2 ~ 50,∞	0.6 ~ 15,∞	60mm	58mm	Amber	10.8	305
16	2 ~ 30,∞	0.6 ~ 10,∞	60mm	58mm	Amber	15.2	432
16	3.5 ~ 60,∞	1 ~ 20,∞	60mm	58mm	Magenta	16.6	470
16	3.5 ~ 60,∞	1 ~ 20,∞	60mm	58mm	Amber	18.2	515
22	3.5 ~ 50,∞	1 ~ 20,∞	42mm	40mm	Purple	7.3	210
16	5 ~ 100,∞	1.5 ~ 30,∞	60mm	58mm	Magenta	22.2	630
22	5 ~ 100,∞	1.5 ~ 30,∞	50mm	48mm	Magenta	12.4	350
22	8 ~ 150,∞	2.5 ~ 50,∞	60mm	58mm	Magenta	23.6	670
22	4.8 ~ ∞	1.5 ~ ∞	85mm	82mm	Magenta	42.5	1200
22	9.9 ~ ∞	3.1 ~ ∞	100mm	48mm	Magenta	60.0	1700
32	20.5 ~ ∞	6.4 ~ ∞	118mm	48mm	Purple	63.5	1800
32	43.2 ~ ∞	13.5 ~ ∞	112mm	48mm	Purple	67.0	1900
32	67 ~ ∞	21 ~ ∞	100mm	48mm	Purple	63.5	1800

the shortest focusing distance to infinity is listed in the chart for reference.

ACCESSORIES

Filters . . .


When using a filter, be sure to correct your lens aperture, or the shutter speed to obtain a sufficient exposure, as a filter absorbs light rays depending on its color filtering characteristics. See filter instructions for the proper adjustment.

Lens Hood . . .

Unless your lenses are of the built-in lens hood type, such as Super Canomactic lens R 50mm F1.8, it is advisable to use a lens hood under all circumstances to eliminate excessive or unnecessary light which might otherwise be transmitted through the lens. A lens hood is a must when taking pictures with flash.

Bellows R . . .

A multi-purpose accessory designed for use with your Canonflex. It is simple to operate, lightweight, and doubles the versatilities of the already versatile Canonflex. It is used for extreme close-up work, macrophotography, microphotography and copy work. It is also used as a focusing device for telephoto lenses.



Camera Holder and Tripod . . .

For stability and protection, it is essential to use a camera holder and a tripod when shooting with long-focus or telephoto lenses, or when shooting at very slow shutter speeds. These will keep your camera and lens in a steady and firm position for the best results.



CARE AND STORAGE . . .

When dusting off the lens surface, use a clean and soft feather or brush. Then, wipe it with a clean and soft cotton cloth moistened with pure alcohol. Never use force. Handle with extreme care. Do not store your lenses in a hot or humid place for any length of time. Always use some desiccant when storing in a humid place. Keep the lens mount dust-free. Place a cover on the lens base whenever it is detached.

CLOSE-UP PHOTOGRAPHY . . .

Supplementary close-up lenses are available for Super Canomatic Lens R 50mm F 1.8 and Super Canomatic Lens R 58mm F 1.2. Two types of close-up lenses are available... "450" for close-ups from 55cm to 34cm or 22" to 13" and "240" for close-ups from 33cm to 26cm or 13" to 10".