

A SYMBOL IS A PROMISE.



Official Camera of
the World Championship Tennis



Selected by
the U.S. Olympic
Committee



Official 35mm camera of
the P.G.A.



The Official Camera of
Madison Square Garden



Official 35mm camera
to the XI Commonwealth Games
Canada



OFFICIAL CAMERA

LONG BEACH GRAND PRIX



THE OFFICIAL PHOTOGRAPHIC CONSULTANT TO
78 U.S. OPEN TENNIS CHAMPIONSHIPS



The Official Camera of
United States Auto Club

Canon

CANON INC.

11-28, Mitaka 3-chome, Mitaka-shi, Tokyo 108, Japan

U.S.A.

CANON U.S.A., INC. HEAD OFFICE

10 Nevada Drive, Lake Success, Long Island, N.Y. 11042, U.S.A.

CANON U.S.A., INC. MANHATTAN SERVICE STATION

600 Third Avenue, New York, N.Y. 10016, U.S.A.

CANON U.S.A., INC. ATLANTA OFFICE

6390 Peachtree Industrial Blvd., Norcross, Georgia 30071, U.S.A.

CANON U.S.A., INC. CHICAGO OFFICE

140 Industrial Drive, Elmhurst, Illinois 60126, U.S.A.

CANON U.S.A., INC. LOS ANGELES OFFICE

123 Paulding Avenue East, Costa Mesa, California 92626, U.S.A.

CANON U.S.A., INC. LOS ANGELES SERVICE STATION

2607 West 9th Street, Los Angeles, California 90020, U.S.A.

CANON U.S.A., INC. SAN FRANCISCO SERVICE STATION

778 Market Street, San Francisco, California 94102, U.S.A.

CANON U.S.A., INC. HAWAII OFFICE

8195, B-2, 1950 Ala Moana Blvd., Honolulu, Hawaii 96814, U.S.A.

CANADA

CANON OPTICS & BUSINESS MACHINES CANADA, LTD.

3245 American Drive, Mississauga, Ontario L4V 1N4, Canada

CANON OPTICS & BUSINESS MACHINES CANADA, LTD.

3870 St. Laurent Street, St. Laurent, Quebec H4S 1K7, Canada

MONTEAL OFFICE

CANON OPTICS & BUSINESS MACHINES CANADA, LTD.

VANCOUVER OFFICE

5000A, No. 2 Road, Richmond, B.C. V7C 4R9, Canada

CANON OPTICS & BUSINESS MACHINES CANADA, LTD.

EDMONTON SERVICE CENTER

5222 56 St., Edmonton, Alberta T6E 5J6, Canada

EUROPE, AFRICA
& MIDDLE EAST

CANON AMSTERDAM N.V.

P.O. Box 7307, 1008 AC Amsterdam, The Netherlands

CENTRAL &
SOUTH AMERICA

CANON AMSTERDAM N.V. CAMERA SERVICE CENTER

Gebouw 70, Schiphol Dijk, The Netherlands

CANON LATIN AMERICA, INC. SALES DEPARTMENT

P.O. Box 2019, Colon-Triunfo, Colon, Rep. of Panama

CANON LATIN AMERICA, INC. REPAIR SERVICE CENTER

P.O. Box 2019, Colon-Triunfo, Colon, Rep. of Panama

CANON HONGKONG TRADING CO., LTD.

Sin Fong 2-6, Fuji Yiu Kok Street, Tuen Wan, New Territories, Hong Kong

ASIA

CANON AUSTRALIA PTY. LTD.

22 Lamb Road, Artarmon, Sydney 2064, Australia

A NEW GENERATION

Canon AE-1

The first computerized,
shutter-priority automatic SLR.
It changed the course of
fine photography.



Wanted

CAMERA DEPT.

111 ST. and 51 AVE. EDMONTON

Phone 435-0511, Ext. 216

1 The First SLR with a Central Processing Unit

As completely as possible, formerly mechanical controls have been replaced by smaller, electronically automated ones, which render more reliable service and lightning-fast, precision performance. And all functions come under the governing brain of a Central Processing Unit (CPU) which coordinates the SLR system response to any shooting situation.

2 True Shutter-speed Priority AE

With priority given to shutter speed and the aperture set automatically, no action shot need ever be lost. Because the AE-1 meters within a split-second and the aperture is set just before the shutter is actually released, the possibility of error due to sudden change in conditions is virtually eliminated.

3 Exceptional Versatility Combined with Handling Ease

Electronic controls and the replacement of many mechanical parts make the AE-1 extremely compact and lightweight. The camera and all its accessories have been designed with all controls centralized and within instant reach for maximum ease of handling. And all metering information is conveniently displayed in the viewfinder.

4 Power Winder A for Continuous Shooting, Electronically

The AE-1 has a great accessory for continuous shooting: The Power Winder A. This unit couples to the AE-1's electronic circuitry to increase your automatic shooting capabilities to 2 frames per second. Single frame shooting is also possible by releasing the shutter button after every single exposure.

5 Flashes to Meet Your Every Need

There are four special flash units, the Speedlite 199A, 177A, 155A, and 133A, which make AE flash photography possible with the AE-1. Mounted on the AE-1, the Speedlite is fully controlled by the camera's microcomputer. The result is genuine automatic control with flash which eliminates the worry about synchronization or shutter speed.

6 Classifying Photographs with the Data Back A

Canon's exclusive imprinting process, which conveniently imprints dates and other data on the film at the very moment of taking the picture, is available as an accessory easily attached to the AE-1. With this device, photos can be easily classified or chronologically arranged for research or any other purpose.


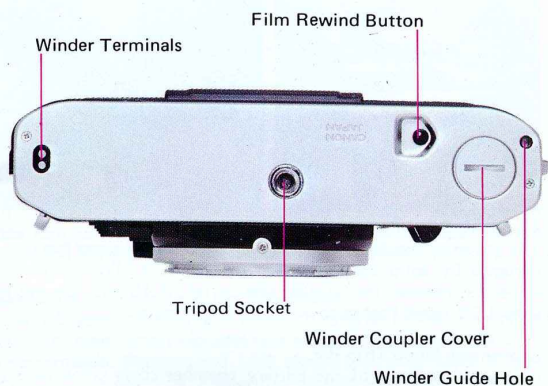

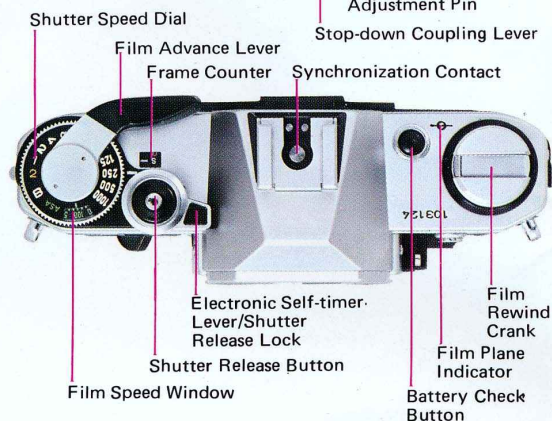
7 Making the Most of Canon FD Lenses

The AE-1 utilizes the full range of Canon FD lenses. Canon makes superb, quality lenses for every possible photographic application and every possible photographic effect. FD lenses have been designed to meet the most stringent requirements of professional photographers.

8 The Exciting World of Close-up Photography

A great assortment of accessories and attachments is available enabling you to jump right into the world of close-up photography. With them, even those tiny insects you've always wanted on film cannot escape the AE-1's grasp.






Specific Features with Special Performance

Large Shutter Speed Dial with Protective Guard

The shutter speed dial is especially large to enable finger-edge control as the camera is held. A protective guard prevents unintentional movement of the dial, and the ASA ring is located underneath.




Comfortable, Short-throw Film Advance Lever

A short-throw, 120° film advance lever allows the film to be rapidly advanced for action photography. It also features a comfortably molded, plastic tip.

Two-step Electromagnetic Shutter Release Button

This special two-step shutter release button permits one-finger control of all of the camera's automatic functions. A slight depression turns power on and activates the exposure meter; a full depression triggers electromagnetic release of the shutter, preceded by AE aperture setting.




Electronic Self-timer

The governor mechanism of the conventional self-timer has been replaced by solid state circuitry in the AE-1. The electronic self-timer releases the shutter after a lag of 10 seconds, while a red LED signal flashes to indicate its operation.

Convenient Finger Grip Bar

The raised contour of the battery chamber cover conveniently provides a firm, handy grip for excellent security in action situations.



Stop-down Lever

A convenient sliding stop-down lever is provided for checking the depth-of-field. It also features a locking button which can fix it in the stopped-down position.

Backlight Control and Exposure Preview Switches

The AE-1 features a backlight exposure compensation of 1.5 gradations more on the aperture scale than the actual setting. This convenient button is for shooting against bright light. Below it is the exposure preview switch to check the AE aperture setting that is displayed in the viewfinder.



Battery Check Button

By pressing the battery check button, the battery's charge can be ascertained by reading the exposure meter needle in the viewfinder. It also serves to cancel operation of the electronic self-timer.

Compact, 6V Battery

Only one, compact 6V silver oxide or alkaline manganese battery is required to power all of the AE-1's marvelous electronic features. Its large voltage capacity is well enough for one year under normal use.




Handy Memo Holder

A memo holder is featured on the back cover. The end tab of the film carton may be inserted as a memo to indicate the film type and number of exposures, or other information.

Complete Information in the Viewfinder

The AE aperture setting is clearly displayed in the viewfinder aperture scale which includes two red warning zones to indicate overexposure. Flashing red LED signals give vivid visual indication of manual ("M") aperture setting and underexposure/coupling range warning ("•").



Exclusive Canon Breech-lock Mount


The breech-lock mount, one of the high-quality features of Canon FD lenses, enables rapid changes from one lens to the next, according to the demands of the situation.

The whole concept of an SLR camera will never be the same. With the debut of the Canon AE-1, a new chapter in the history of the single lens reflex camera has been written.

For the first time in the world, camera functions are under the command of a Central Processing Unit (CPU). Application of electronics for automation of controls has attained such a high technological development as to finally make possible a camera such as the AE-1. Electronics are used not only for determining the exposure, but also for automatic control of practically every working part.

Furthermore, completely automatically controlled operation has become a reality with the various accessories that make the AE-1 the world's foremost SLR camera. These are features totally unprecedented in the history of photography. For example, the Power Winder A can be quickly attached for power-driven, automatic film winding at a pace of two frames per second to handle any action situation, no matter how fast the movement. The automatic exposure CPU-controlled Speedlite 155A, the first of its kind in the world, requires but an instant to mount it on the camera, extending the automatic functions of the camera all the way into any lighting situation.

The spontaneous performance that the AE-1 delivers will actually change the technique of shooting with an SLR, from deliberate, fixed photography to an active pursuit of the subject, no matter how fast the action; from a static approach to true involvement with the moving subject. This new way of shooting will undoubtedly be recognized as the only real way in the future. And, it is definitely the direction in which future photography is headed. The AE-1 has revolutionized conventional photography, taking the leadership in a new generation of SLR design.



1

The SLR with a Central Processing Unit


The World's Latest Breakthroughs in Electronic Technology

The new Canon AE-1 has adopted some of the world's latest breakthroughs in electronic technology to completely revolutionize the concept of the SLR camera. As completely as possible, electronically automated controls have replaced mechanical ones.

The AE-1's electronic circuitry has several times higher integration than could be possible by solely using conventional LSI (Large Scale Integration). Its special I²L (Integrated Injection Logic) performs functions that are equivalent to well over a thousand elements, all within a tiny 3mm square chip. Circuit size and power consumption are thus reduced.

Among Canon's innovations in the AE-1 are the incorporation of a highly sensitive silicon photocell and MOS-BI logarithmic amplifier in one IC (Integrated Circuit), and the use of hyperbolic function resistance in the electronic circuitry design, a design which assures quick response and amazing accuracy and reliability.

Another innovation is the adoption of a flexible wiring substrate with the CPU. This completes all electrical contacts between its circuitry, eliminating the former need for wire conductors and solder connections, with the result being greater circuit reliability and compactness.



Central Processing Unit

The CPU is the brain of the sophisticated electronic system which handles all signal information and gives all commands in shooting. Not only is its performance incomparably precise and reliable, it is virtually infallible.

It is composed of highly integrated circuits including two bi-polar ICs and an LSI which contains more than a thousand elements. The CPU is able to process with extreme accuracy a complex variety of information simultaneously, so that every camera function totally responds to the actual shooting conditions.

The operational amplifier of the CPU recalls that of a miniature analog computer and, besides accurate, high speed data processing, it allows digital mode data storage. Since data stored in the digital mode is not affected by external conditions, the indicated value given by the CPU is always unerringly transmitted to the aperture control system.

Upon tripping the electronic shutter, the CPU activates the travel of the first shutter curtain and after the time interval corresponding to the selected shutter speed, it activates the closing of the second shutter curtain in flawless sequence. With such excellent electronic precision, you will never miss a shot with the AE-1.

Functional Power Distribution

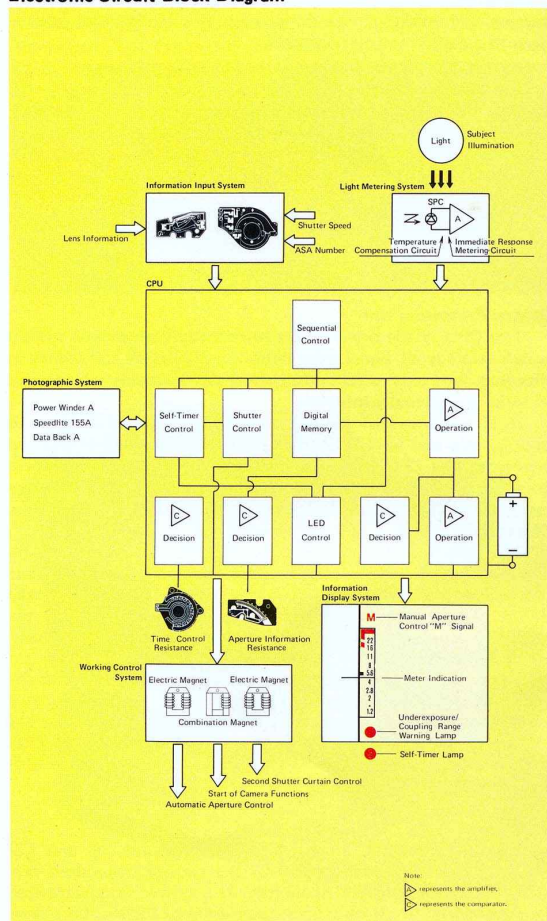
Despite the AE-1's many electronic features, IC and LSI circuitry and individual control of the camera's functions provide remarkable battery economy. The power is automatically switched on or off only upon depression of the shutter release

button so that power consumption is absolutely minimized. It is supplied only to the necessary systems as required and automatically discontinued to system not in actual use. Since the AE-1's electronic shutter can be triggered with only a slight electrical pulse, it also results in a tremendous power saving. Thus, normal life of the 6V silver oxide battery is prolonged approximately one year, or approximately 20,000 exposures.

Automated Precision Assembly

Modularization of the AE-1's internal mechanism permits automated assembly for higher quality and precision. Furthermore, computer use in the design and production processes sets impeccable tolerance standards for the manufacturing, assembly and inspection of each component. An IC tester controlled by computer checks 230 crucial points essential to the performance of the LSI and IC circuitry and insures perfect quality control.

Canon AE-1 Electronic Circuit Block Diagram



2 True Shutter-speed Priority AE

Automatic exposure (AE) lends its greatest advantage in action photography, where time-consuming manual adjustments become virtually impossible. In order to capture action at its fastest, the right shutter speed is much more important than the aperture opening which merely influences the depth-of-field. Thus, for action photography, shutter-speed priority AE has proven to perform far more effectively than the aperture priority system.

The Canon AE-1 uses Central Emphasis Metering method for which Canon's fine SLR cameras are already well-known. This method has proven to be the most reliable way of assessing the correct exposure for flawless results.

Immediate Response Metering


The AE-1 is unique in that it meters and sets the aperture immediately before the shutter is released. The AE-1's metering system employs a highly sensitive silicon photocell which responds more quickly and is considerably more sensitive than the conventional CdS photocell, especially under dim light conditions owing to the incorporation of an electric discharge circuit. Its output signal is amplified by a MOS-BI logarithmic amplifier constructed in a single IC which is stable against changes in temperature, humidity and noise.

The aperture is automatically determined and set within a split-second (40 milliseconds at EV1, to be exact) before the shutter is released, thereby eliminating any possibility of error due to a sudden change of lighting conditions.

1/30 sec.



1/500 sec.



3 Exceptional Versatility Plus Incomparable Handling Ease

Incredibly Lightweight, Compact Body

The AE-1 features an extremely well-balanced, lightweight body with all controls perfectly located at fingertip command. The camera is designed so that you can devote your complete attention to creative photography; with all controls and information display located in the most convenient places. And since its weight has been kept down to only 590g (body only), the AE-1 is extremely easy to hold and carry.

Quick, 120° Short-throw Film Advance Lever

The film advance lever of the Canon AE-1 smoothly winds the film for the next shot with a quick, 120° throw — the shortest film advance available ever with an AE SLR. In action photography, this can be of tremendous advantage, allowing you to rapidly advance the film in a barrage of rapid-fire shooting.

Moreover, the AE-1's film advance lever has 30° stand-off angle which keeps it always ready for the photographer's reflexive responses to subjects in action.

Convenient Finger Grip Bar for Better Stability

The battery chamber cover has a raised contour which serves as a firm, handy grip. This enables both better stability for slow shutter-speed exposures and excellent security in action situations.



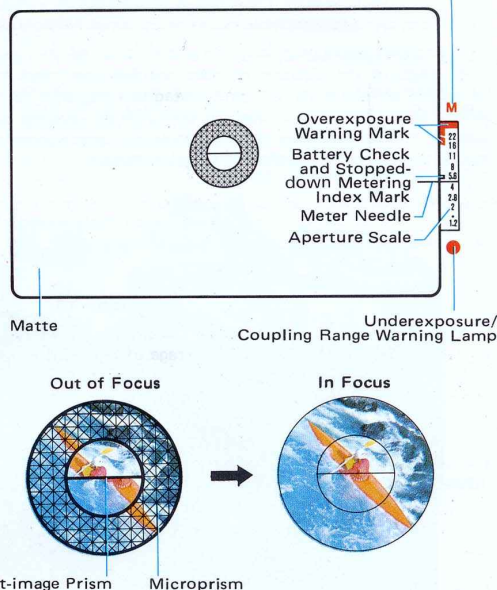
Easy-to-read Viewfinder Information

The AE-1's viewfinder has a split-image/microprism focusing screen with all pertinent information neatly arranged to the right of the visual field in order to enable an immediate assessment of shooting conditions at a glance. The information display consists of a calibrated aperture scale with stopped-down metering index mark and exposure meter needle to indicate the AE aperture setting and two CPU-controlled LEDs that flash to give the photographer clearly visible warnings.

When the aperture value computed by the CPU is larger than the full aperture f /stop of the lens in use or when it is out of the meter coupling range, the "●" LED below the aperture scale flashes to indicate that correct exposure cannot be obtained with the given shutter speed. When the aperture ring of an FD lens is set for manual aperture setting, the "M" LED located above the aperture scale flashes.

With the AE-1's unique information display, you always know everything about every shot right away, without ever removing your eye from the viewfinder.

Manual Aperture Control "M" Signal



Automatic Exposure Preview with the Shutter Release Button

The shutter release button of the AE-1 enables you to preview the correct AE aperture setting before shooting. It instantaneously advises you of the exposure setting computed by the CPU. You can therefore assess exposure conditions in less than a second and quickly make any shutter speed adjustments you wish. With full depression of the shutter release button, you have exactly the shot you want.

New, Unique Electronic Self-timer

The conventional mechanical SLR self-timer mechanism has been replaced in the AE-1 by solid state circuitry that offers greater reliability, compactness and smoother noiseless operation. It employs a timer circuit incorporated into the CPU which releases the shutter 10 seconds after the self-timer lever has been set and the shutter release button has been pressed. A red LED behind the lever flashes to indicate its operation. You can release the shutter prematurely, should the moment so require or you can cancel its operation with the battery check button.

New Film Frame Counter

The film frame counter counts every consecutive frame and automatically resets itself when the back cover is opened. After film is rewound into the cartridge, you may safely leave the film leader exposed and, if you do your own developing, directly wind the film onto a developing tank reel without needing to pry open the cartridge.

4 Power Winder A for Continuous Shooting, Electronically

For many photographers, the whole object of taking pictures is to capture the decisive moment — the one exact moment in which all elements in the scene come together to tell the whole story. When it comes to very rapidly moving subjects, even the most skilled pros often must attribute success at capturing the climactic moment to a power winder.



For the AE-1, there is the Canon Power Winder A, made especially for it. It automatically advances the film and readies the camera for the next shot either one frame at a time at any shutter speed or at about two frames per second at shutter speeds from 1/60 to 1/1000 second.

This compact accessory attaches to the AE-1 in seconds and, since it ties into the camera's electronics, automatic exposure is still yours to enjoy. It's efficient too. Only four new penlight batteries are needed to advance about twenty 36-frame rolls of film automatically. It even features an automatic cut-off circuit and warning at the end of the film, so you can keep your mind on your subject and not on technicalities.



Action Case A

Specifications

Winding Speed: About 0.5 second.

Operations: Activated by the shutter release button of the camera.

Shutter Speed Coupling Range: 1/60 to 1/1000 second for continuous photography. "B" to 1/1000 second for single frame photography. (However, "B" setting is not coupled for AE photography).

Frame Counting: By the frame counter of the camera.

Automatic Cut Off Circuit: At the time of completion of a roll of film or when battery power is insufficient, the Power Winder A automatically stops and its LED glows.

Mounting: Attached via the tripod socket after the winder coupler cover has been removed.

Power Source: Four penlight batteries (size AA); good for more than 20 rolls of 36-exposure film under normal temperatures.

Size: 141x42x34mm (5-9/16"x1-5/8"x1-5/16")

Weight: 300g (10-9/16 ozs.) (including batteries)

Accessory: Action Case A (sold separately)

Subject to change without notice.

5 Flashes to Meet Your Every Need



Canon AE-1
with Speedlite 155A

Regular flash photography is many times a hit-and-miss operation requiring calculations and manually setting the aperture. But with the AE-1 and Speedlite 155A, 199A, 177A or 133A, perfect exposure is assured every time, automatically.

The 155A incorporates CPU technology and was thus made for the AE-1. It has two auto apertures and sets the lens' aperture to the one you have selected, as well as the shutter speed to 1/60 sec. All you have to do is keep your subject in the set range. A more powerful version of this unit is the 199A that has three auto apertures and a head that tilts up to three positions for bounce flash effects. Or there is the 177A, also having two auto apertures (with a longer range than the 155A). It can accept the Wide Adapter 177A for flash coverage of wide-angle lenses. And last but not least, the 133A is simplicity itself with one auto aperture and an ASA 80-100/400 changeover switch.



199A

Specifications

SPEEDLITE 199A

Guide Number: 30 (ASA 100, m), 50 (ASA 25, ft.)

Min. Usable Lens Focal Length: 35mm; 24mm with Adapter



177A



133A

Auto Apertures (Differ with ASA): f/2.8, f/5.6 and f/11 for ASA 100

Auto Shooting Range: 0.5-10.6m (2-35 ft.) depending on auto aperture. Less with Adapter

Flash Duration: 1/500-1/50000 sec.

Bounce: Up to 90° upward, with indents at 60° and 75°

Size: 79(W) x 83(H) x 116(H)mm (3-1/8" x 3-1/4" x 4-9/16")

Weight: 490g (1 lb. 1-5/16 ozs.) including batteries.

SPEEDLITE 177A

Guide Number: 25 (ASA 100, m), 41 (ASA 25, ft.)

Min. Usable Lens Focal Length: 35mm; 28mm with Adapter.

Auto Apertures (Differ with ASA): f/2.8 and f/5.6 for ASA 100

Auto Shooting Range: 0.5-9m (2-29 ft.) depending on auto aperture. Less with Adapter.

Flash Duration: 1/600-1/50000 sec.

Size: 72(W) x 58(D) x 107(H)mm (2-13/16" x 2-5/16" x 4-3/16")

Weight: 310g (10-15/16 ozs.) including batteries.

SPEEDLITE 155A

Guide Number: 17 (ASA 100, m), 28 (ASA 25, ft.)

Min. Usable Lens Focal Length: 35mm

Auto Apertures (Differ with ASA): f/2.8 and f/5.6 for ASA 100

Auto Shooting Range: 0.5-6m (2-20ft.) depending on auto aperture.

Flash Duration: 1/1000-1/50000 sec.

Size: 70(W) x 51(D) x 105(H)mm (2-3/4" x 2" x 4-1/8")

Weight: 300g (10-9/16 ozs.) including batteries.

SPEEDLITE 133A

Guide Number: 16 (ASA 100, m), (ASA 25, ft.)

Min. Usable Lens Focal Length: 35mm

Auto Aperture (Differs with ASA): f/4 for ASA 80, 100 and 400

Auto Shooting Range: 0.5 - 8m (2-26ft.) depending on ASA

Flash Duration: 1/700-1/100000 sec.

Size: 62(W) x 37(D) x 95(H)mm (2-7/16" x 1-7/16" x 3-3/4")

Weight: 200g (7-1/16 ozs.) including batteries.

Macrolite ML-1



New on the scene, this two-headed flash is designed to provide the most appropriate distribution of light in close-up photography. It is made especially for the Canon FD 80-200mm f/4 lens and is also very useful with the FD 50mm f/3.5 Macro and FD 100mm f/4 Macro lenses.

What does a non-macro zoom lens have to do with close-up photography? Combine the FD 80-200mm f/4 lens with the Macrolite and the new Close-up Lens 500T and watch it turn into a perfect solution for close-ups in the medical and dental fields. Its wide zoom range gives a wide range of close-up magnifications. And since the zoom range consists of long focal lengths, it's possible to keep a distance in delicate operations. It's also fast and easy to use.

Special features of the Macrolite include a wide adapter for softening highlights, a swivel switch for rotating the flash around the optical axis and the possibility of cutting off light from either of the two flash heads. Up to three auto apertures are available.

Specifications

Guide Number: 16 (ASA 100, m); 9.5 (ASA 100, m) with Wide Adapter. Reached when pilot lamp begins to blink.

Flash Duration: 1/500-1/50000 sec.

Aperture Selection Switch: Four positions. Three are color-coded auto aperture settings which differ with ASA film speed: Red (f/5.6 at ASA 100), Green (f/11 at ASA 100), Yellow (f/22 at ASA 100), and MANU.

Auto Flash Shooting Distance Range: Red: 0.6-2.8m (2-9.3 ft.), Green: 0.4-1.4m (1.3-4.7 ft.), Yellow: 0.4-0.7m (1.3-2.3 ft.). Less with Wide Adapter.

Flash Swivel: Rotation of flash unit is possible in a 90° arc counterclockwise (as seen from back of camera) or a 45° arc clockwise, centering around the optical axis.

Dimensions and Weight: Flash Unit: 131 (W) x 39.7 (D) x 99 (H)mm (5-3/16" x 1-9/16" x 3-7/8"), 170g (6 ozs.); Control Unit: 50 (W) x 59 (D) x 38.6 (H)mm (2" x 2-1/4" x 1-1/2"), 70g (2-7/16 ozs.); Battery Case: 77.4 (W) x 35.6 (D) x 162 (H)mm (3-1/16" x 1-7/16" x 6-3/8"), 560g (1 lb. 3-3/4 ozs.), including batteries.

6

Classifying Photographs with the Data Back A

Canon has developed the Data Back A accessory in order to permit data imprinting on the film at the very moment the picture is taken. The Data Back A imprints dates—day, month and year, letters of the alphabet and Roman numerals, in the lower right hand corner of the picture.

Imprinting is perfectly synchronized with film exposure or it can also be performed manually if desired.

And there are three settings to choose according to the film in use. A red LED lamp indicates the moment of imprinting.



Specifications

Attachment: Replacement of the AE-1's back cover.

Data Setting Dials:

Right dial: 32 figures (0 to 31) and two blanks.

Central: 39 figures (0 to 31, A to G) and a blank.

Left dial: 39 figures (0 to 9, 80 to 91, "I" to "X", "a" to "g") and a blank.

Data Imprinting: Special synchronization cord connection. The built-in lamp imprints the necessary data on the film from the back. By pressing the manual button, the data can be also imprinted.

Exposure Adjustment: Three different positions to choose from according to the film type and its ASA sensitivity.

Indicator Lamp: An LED indicates data imprinting.

Power Source: One 6V silver oxide battery (Eveready or UCAR No.544 or Mallory PX28) or alkaline manganese battery (Eveready or UCAR No.537 or Mallory 7K34) which is good for more than 8,000 exposures.

Size: 100x48.5x14.5mm (3-15/16" x 1-15/16" x 9/16")

Weight: 160g (5-5/8 ozs.) (including battery)

Accessories: Special synchronization cord and case.

Subject to change without notice.

7 Making the Most of an AE-1

One of the best things about the AE-1 is the nearly fifty Canon lenses that go on it. If you were always to use the same lens, most of the AE-1's remarkable potential would go untapped. With a personal system of Canon lenses, you will get not only the most for your money but also the most fun out of an AE-1.

The right lens can make a certain picture possible, or easier, to take. It can bring a far object closer or make a close subject seem farther away or make it appear almost exactly as it does in reality. It can encompass the whole scene or only a very small part of it. With special lenses, it's even possible to make a round picture, magnify a small subject or manipulate perspective.

The AE-1's best friends are Canon's nearly forty FD lenses. Each FD lens brings out the very best in the AE-1 and each is designed to make owning it an experience of pure joy.



Wide Angle Lenses

If a lens with a focal length of around 50 or 55mm is generally considered a normal lens because it results in a picture which looks closest to the scene you saw, any lens with a focal length below 50mm is a wide-angle lens. A wide-angle lens takes in more of a particular scene and makes objects within the scene smaller than does a normal lens from the same shooting distance. For sweeping landscapes and for fitting a large group of people in a picture indoors, this is the kind of lens to pull out of your grab bag. A good place to start looking for just the right one is with a 28mm lens, which is the most popular wide-angle focal length.



New FD 28mm f/2.8

Telephoto Lenses

It's easier to take pictures of sports and animals with a telephoto lens. It's also much easier to grab shots of people without their noticing. That's because a telephoto lens, like a telescope, magnifies the subject, so whether by necessity or design, you can shoot a subject from quite a distance and still fill the picture with it. At the same time, you will automatically crop the picture because a telephoto lens takes in less of the scene than does a normal lens.


Telephoto lenses are those which have a focal length longer than 55mm. The longer the distance at which you usually shoot, the longer the focal length you need. The 135mm focal length is very popular for its convenience and suitability in a wide variety of typical situations.



New FD 135mm f/3.5

Zoom Lenses


Once you've focused, you can actually change the focal length of a zoom lens and still have your subject in focus. Turning a ring on the lens or pushing the lens in and out is all it takes to zero in on your subject from an overall view. Or the other way around. When you don't have time to move back and forth or to change lenses to compose your picture exactly the way you want it, only a zoom lens can do the trick. Be sure to check out the FD 100-200mm f/5.6 lens. Its compactness, easy handling and reasonable price make it a real winner.



New FD 100-200mm f/5.6

8 The Exciting World of Close-up Photography

With the AE-1, you don't have to be content with taking a picture of a whole bed of flowers when what you really want is to fill the picture with just one or maybe even only a very small part of it. Close-up photography is a fascinating, unusually rewarding field, and it's yours with the AE-1 and the right Canon accessories. Canon just recently updated and expanded its close-up system to include about thirty ultra-modern, simple accessories. With them, it's possible to shoot a subject at anywhere from about one-tenth to many times its actual size. Up that close, flowers, insects, small art objects and even miniature tools, mechanical objects and electronic chips reveal stunning beauty and enchanting secrets. Discovering them is among the most pleasurable experiences you can have with the AE-1.



Specifications

Type: 35mm SLR (Single-lens Reflex) camera with electronically-controlled shutter-speed priority AE (automatic exposure) and focal-plane shutter.

Format: 24 x 36mm.

Usable Lenses: Canon FD (for full-aperture AE) and Canon FL and special non-FD (for stopped-down metering) series lenses.

Lens Mount: Canon breech-lock mount.

Viewfinder: Fixed eye-level pentaprism. Gives 93.5% vertical and 96% horizontal coverage of actual picture area with 0.86X magnification at infinity with a standard lens. Information includes split-image/micropism rangefinder, aperture scale with meter needle, battery check/stopped-down metering index, overexposure and underexposure warnings and manual aperture signal.

Mirror: Instant-return, with shock-absorber.

AE Mechanism: Electronically-controlled, shutter-speed priority AE metering system using two ICs and one LSI with I²L.

Light Metering System: Through-the-lens, Central Emphasis Metering by SPC (Silicon Photo Cell).

Meter Coupling Range: EV1 (1 sec. at f/1.4) to EV18 (1/1000 sec. at f/16) with ASA 100 film and f/1.4 speed lens.

Exposure Correction: +1.5EV automatic correction with back-light control switch.

Meter Switch: Shutter button or exposure preview switch.

Shutter: Cloth, focal-plane, 4-spindle, electronically-controlled. With shock and noise absorbers.

Shutter Speed Dial: 2 sec.—1/1000 sec. and "B". X (flash) synchronization at 1/60 sec. With guard.

ASA Film Speed Dial: ASA 25 to ASA 3200.

Shutter Release Button: Two-step, electromagnetic shutter release button. Also serves as meter switch. With lock and cable release socket.

Self-Timer: Electronically-controlled. Ten-second delay with red LED signal. Cancellation possible.

Stop-down Slide: For depth-of-field preview (FD lens) or metering (non-FD lens or close-up accessories).

Power Source: One 6V silver oxide (Eveready [UCAR] No.544, JIS 4G13, Mallory PX 28) or alkaline-manganese (Eveready [UCAR] No.537) battery. Battery lasts about one year under normal use.

Battery Check: Meter needle/power level index method with battery check button.

Flash Synchronization: X synchronization at 1/60 sec.; M synchronization at 1/30 sec. or slower. Direct contact at accessory shoe for hot-shoe flash. PC socket (JIS-B type) with shock-preventive rim for cord-type flash. Accessory shoe has contact for normal automatic flash plus special contact for AE flash with dedicated Canon Speedlites.

Back Cover: Opened with rewind knob. Removable. With memo holder.

Film Loading: Via multi-slot take-up spool.

Film Advance Lever: Single-stroke 120° throw with 30° stand-off. Ratchet winding possible.

Frame Counter: Additive type. Automatically resets to "S" upon opening back cover. Counts backwards as film is rewound.

Film Rewind: With rewind button and crank.

Dimensions: 141mm x 87mm x 47.5mm (5-9/16" x 3-7/16" x 1-7/8"), body only.

Weight: 590 g (20-13/16 ozs.), body only.

770 g (27-3/16 ozs.) with FD 50mm f/1.8 lens.

825 g (29-1/8 ozs.) with FD 50mm f/1.4 lens.

Subject to change without notice.

1. Lenses

1. New Fish-eye 7.5mm f/5.6
2. New Fish-eye FD 15mm f/2.8
3. New FD 17mm f/4
4. New FD 20mm f/2.8
5. New FD 24mm f/1.4 L
6. New FD 24mm f/2
7. New FD 24mm f/2.8
8. New FD 28mm f/2
9. New FD 28mm f/2.8
10. New FD 35mm f/2
11. New FD 35mm f/2.8
12. TS 35mm f/2.8 S.S.C.
13. New FD 50mm f/1.4
14. New FD 50mm f/1.8
15. New FD 50mm f/3.5 Macro w/Extension Tube FD 25-U
16. FD 55mm f/1.2 S.S.C.
17. FD 55mm f/1.2 S.S.C. ASPHERICAL
18. New FD 85mm f/1.2 L
19. New FD 85mm f/1.8
20. New FD 100mm f/2
21. New FD 100 f/2.8
22. New FD 100mm f/4 Macro w/Extension Tube FD 50-U
23. New FD 135mm f/2
24. New FD 135mm f/2.8
25. New FD 135mm f/3.5
26. New FD 200mm f/2.8
27. New FD 200mm f/4
28. FD 300mm f/2.8 S.S.C. FLUORITE
29. New FD 300mm f/4 L
30. New FD 300mm f/4
31. New FD 300mm f/5.6
32. FL 300mm f/5.6 FLUORITE
33. New FD 24-35mm f/3.5 L
34. New FD 28-50mm f/3.5
35. New FD 35-70mm f/2.8-3.5
36. New FD 35-70mm f/4
37. New FD 70-150mm f/4.5
38. New FD 80-200mm f/4
39. New FD 100-200mm f/5.6
40. New FD 100-300mm f/5.6
41. FD 400mm f/4.5 S.S.C.
42. FD 500mm f/4.5 L
43. New Reflex 500mm f/8
44. FD 600mm f/4.5 S.S.C.
45. FD 800mm f/5.6 S.S.C.
46. FL 1200mm f/11 S.S.C.
47. Focusing Unit
48. Extender FD 2X-A
49. Extender FD 2X-B

2. Close-up Photomacrography and Photomicrography

1. Close-up Lens 450, 240
2. New FD 50mm f/1.4
3. Extension Tubes FD 15-U, 25-U, 50-U
4. Extension Tube M Set
5. Macro Auto Ring
6. Bellows M
7. New FD 50mm f/3.5 Macro
8. Macro Hood
9. Macrophoto Coupler FL 52
10. Lens Mount Converter B
11. Screw-type Extension Tube
12. Lens Mount Converter A
13. Macrophoto Lens 35mm f/2.8
14. Macrophoto Lens Adapter
15. Duplicator 8
16. Macrophoto Lens 20mm f/3.5
17. Duplicator 16
18. Slide Duplicator
19. Slide Duplicator Attachment
20. Bellows FL
21. Roll Film Stage
22. Duplicator 35
23. Attachment Ring
24. Auto Bellows
25. Macro Stage
26. Double Cable Release
27. Releases 30, 50
28. Camera Holder F3
29. Focusing Rail
30. Copy Stand 4
31. Photomicro Unit F
32. Microphoto Hood
33. Extension Tube M5
34. F Ring 52mm
35. Handy Stand F
36. Magnifier
37. Angle Finder A2
38. Angle Finder B

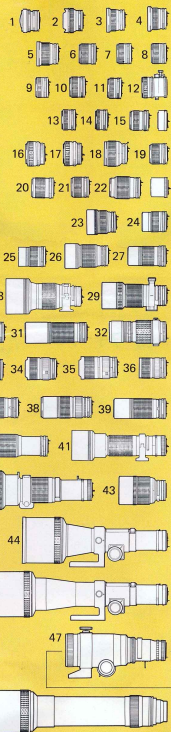

3. AE-1 System

1. Speedlite 133A
2. Speedlite 155A
3. Speedlite 177A
4. Speedlite 199A
5. Macrolite ML-1
6. Power Winder A
7. Data Back A

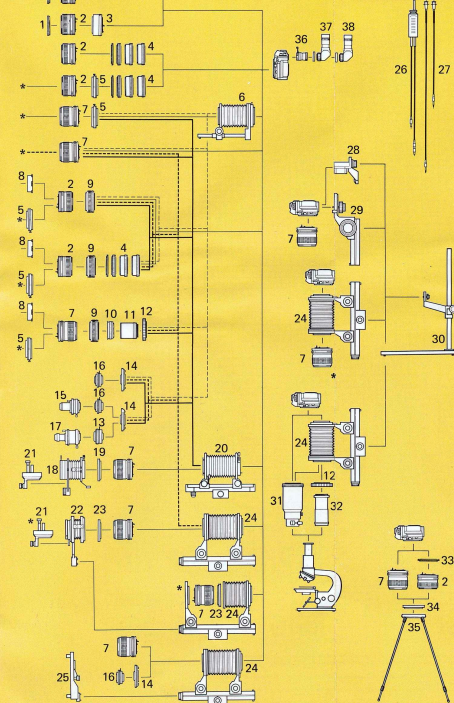
4. Cases and Bags

1. Semi-hard Case L
2. Semi-hard Case S
3. Semi-hard Case HA-2
4. Action Case A
5. Neck Strap 7
6. Lens Soft Case
7. Lens Hard Cases
8. Gadget Bag 4
9. Gadget Bag G-1

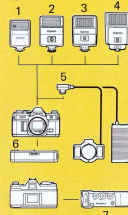
1



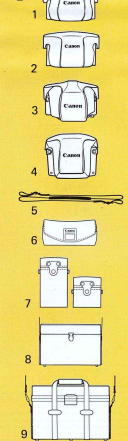
2



3



4



1. Lenses

1. New Fish-eye 7.5mm f/5.6
2. New Fish-eye FD 15mm f/1.8
3. New FD 17mm f/4
4. New FD 20mm f/2.8
5. New FD 24mm f/1.4 L
6. New FD 24mm f/2
7. New FD 24mm f/2.8
8. New FD 28mm f/2
9. New FD 28mm f/2.8
10. New FD 35mm f/2
11. New FD 35mm f/2.8
12. TS 35mm f/2.8 S.S.C.
13. New FD 50mm f/1.4
14. New FD 50mm f/1.8
15. New FD 50mm f/3.5 Macro w/Extension Tube FD 25-U
16. FD 55mm f/1.2 S.S.C.
17. FD 55mm f/1.2 S.S.C. ASPHERICAL
18. New FD 85mm f/1.2 L
19. New FD 85mm f/1.8
20. New FD 100mm f/2
21. New FD 100 f/2.8
22. New FD 100mm f/4 Macro w/Extension Tube FD 50-U
23. New FD 135mm f/2
24. New FD 135mm f/2.8
25. New FD 135mm f/3.5
26. New FD 200mm f/2.8
27. New FD 200mm f/2.8 S.S.C.
28. FD 300mm f/2.8 S.S.C.
29. New FD 300mm f/4 L
30. New FD 300mm f/4
31. New FD 300mm f/5.6
32. FL 300mm f/5.6 FLUORITE
33. New FD 24-35mm f/3.5 L
34. New FD 28-50mm f/3.5
35. New FD 35-70mm f/2.8-3.5
36. New FD 35-70mm f/4
37. New FD 70-150mm f/4.5
38. New FD 80-200mm f/4
39. New FD 100-200mm f/5.6
40. New FD 100-300mm f/5.6
41. FD 400mm f/4.5 S.S.C.
42. FD 500mm f/4.5 L
43. New Reflex 500mm f/8
44. FD 600mm f/4.5 S.S.C.
45. FD 800mm f/5.6 S.S.C.
46. FL 1200mm f/11 S.S.C.
47. Focusing Unit
48. Extender FD 2X-A
49. Extender FD 2X-B

2. Close-up Photomacrography and Photomicrography

1. Close-up Lens 450, 240
2. New FD 50mm f/1.4
3. Extension Tubes FD 15-U, 25-U, 50-U
4. Extension Tube M Set
5. Macro Auto Ring
6. Bellows M
7. New FD 50mm f/3.5 Macro
8. Macro Hood
9. Macrophoto Coupler FL 52
10. Lens Mount Converter B
11. Screw-type Extension Tube
12. Lens Mount Converter A
13. Macrophoto Lens 35mm f/2.8
14. Macrophoto Lens Adapter
15. Dupliplier 8
16. Macrophoto Lens 20mm f/3.5
17. Dupliplier 16
18. Slide Dupliplier
19. Slide Dupliplier Attachment
20. Bellows FL
21. Roll Film Stage
22. Dupliplier 35
23. Attachment Ring
24. Auto Bellows
25. Macro Stage
26. Double Cable Release
27. Releases 30, 50
28. Camera Holder F3
29. Focusing Ring
30. Copy Stand 4
31. Photomicro Unit F
32. Microphoto Hood
33. Extension Tube M5
34. F Ring 52mm
35. Handy Stand F
36. Magnifier
37. Angle Finder A2
38. Angle Finder B
39. Angle Finder B

3. AE-1 System

1. Speedlite 133A
2. Speedlite 155A
3. Speedlite 177A
4. Speedlite 199A
5. Macrolite ML-1
6. Power Winder A
7. Data Back A

4. Cases and Bags

1. Semi-hard Case L
2. Semi-hard Case S
3. Semi-hard Case HA-2
4. Action Case A
5. Neck Strap 7
6. Lens Soft Case
7. Lens Hard Cases
8. Gadget Bag 4
9. Gadget Bag G-1

Type	Lens	Angle of View	Construction	Minimum Aperture	Closest Focusing Distance	Filter Size	Hood	Length	Weight	Box	Hardcase	Softcase		
					(mm) (ft.)	(mm)		(mm) (in.)	(g) (lbs.)					
Fish-eye	New Fish-eye 7.5mm f/5.6	180°	8-11	22	—	Built-in	—	62 2-7/16	365	13	LH-C10	LS-B11		
	New Fish-eye FD 15mm f/1.8	180°	9-10	22	0.2	Built-in	Built-in	60.5 2-3/8	460	13	LH-C10	LS-B11		
Super Wide-Angle	New FD 17mm f/4	194°	9-11	22	0.25 0.8	72	BW-72	56 2-9/16	360	13	LH-C10	LS-B11		
	New FD 20mm f/2.8	94°	9-10	22	0.25 0.8	72	BW-72	56 2-9/16	336	11	LH-C10	LS-B11		
	New FD 28mm f/2	84°	9-10	16	0.3	72	BW-72	56 2-9/16	430	15	LH-C13	LS-B11		
	New FD 35mm f/2	84°	9-11	22	0.3	1	52 BW-52C	50.6 2	395	10	LH-89	LS-A9		
Wide-Angle	New FD 50mm f/1.4	70°	9-10	22	0.3	1	52 BW-52C	43 1-11/16	240	8	LH-89	LS-A9		
	New FD 50mm f/1.8	70°	9-10	22	0.3	1	52 BW-52C	47.2 1-7/8	265	9	LH-89	LS-A9		
	New FD 28mm f/2.8	70°	7-7	22	0.3	1	52 BW-52C	40 1-9/16	170	6	LH-89	LS-A9		
	New FD 35mm f/2	63°	8-10	22	0.3	1	52 BW-52A	46 1-13/16	245	9	LH-89	LS-A9		
	New FD 28mm f/2.8	63°	5-6	22	0.35 1.25	52	BW-52A	40 1-9/16	165	6	LH-88	LS-A9		
	New FD 50mm f/1.4	46°	6-7	22	0.45 1.5	52	BS-52	41 1-5/8	235	8	LH-88	LS-A9		
	New FD 50mm f/1.8	46°	4-6	22	0.6	2	52 BS-52	35 1-3/8	180	6	LH-88	LS-A9		
	FD 55mm f/1.2 S.S.C. ASPHERICAL	43°	8-8	16	0.6	2	58 BS-58	55 2-3/16	575	14	I	—	—	
	FD 55mm f/1.2 S.S.C.	43°	5-7	16	0.6	2	58 BS-58	52.5 2-1/16	510	12	I	—	—	
	New FD 85mm f/1.2 L	28°30'	6-8	16	0.9	3	72 BT-72	71 2-13/16	690	12	LH-C13	LS-B11		
	New FD 100mm f/2.8	28°30'	4-6	22	0.85 3	52	BT-82	53.5 2-1/8	345	12	LH-C10	LS-B11		
	New FD 100mm f/2	24°	4-6	32	1	3.5	52 BT-82	70 2-3/4	445	11	LH-B12	LS-B11		
Telephoto	New FD 135mm f/2.8	18°	5-6	32	1.3	4.5	52 BT-82	53.4 2-1/8	220	9	LH-C10	LS-B11		
	New FD 135mm f/2	18°	5-6	32	1.3	4.5	52	Built-in	90.4 3-9/16	700	11	LH-13	LS-B13	
	New FD 135mm f/3.5	18°	4-4	32	1.3	4.5	52	Built-in	78 3-1/16	395	14	LH-B12	LS-B11	
	New FD 135mm f/3.5	18°	4-4	32	1.3	4.5	52	Built-in	85 3-3/8	325	11	LH-B12	LS-B11	
	New FD 200mm f/2.8	12°	5-5	32	1.8	6	72	Built-in	140.5 5-1/2	700	11	LH-C18	LS-B21	
	New FD 200mm f/4	12°	6-7	32	1.5	5	52	Built-in	121.5 4-13/16	440	15	LH-A17	LS-A18	
	FD 300mm f/2.8 S.S.C. FLUORITE	8°15'	5-6	22	3.5 11.5	34(diopter in type)	Built-in	230 9-1/16	1,900	4	3	Exclusive	—	
	FD 300mm f/4 L	8°15'	7-7	32	3	10 34(diopter in type)	Built-in	207 8-1/8	1,100	2	7	Exclusive	—	
	New FD 300mm f/4	8°15'	6-6	32	3	10 34(diopter in type)	Built-in	204 8-1/16	945	2	1	LH-D24	—	
	New FD 300mm f/5.6	8°15'	5-6	32	3	10 58	Built-in	198.5 8-3/16	635	1	6	LH-B24	LS-A24	
	FL 300mm f/5.6 FLUORITE	8°15'	6-7	22	4	13 58	Built-in	168 5-5/8	850	1	14	—	—	
	FD 400mm f/4.5 S.S.C.	6°10'	5-6	22	4	13 34(diopter in type)	Built-in	282 11-1/8	1,300	2	14	Exclusive	—	
Super Telephoto	FD 500mm f/4.5 L	5°	6-7	32	4	15 48(diopter in type)	Built-in	395 15-5/16	2,050	5	13	Exclusive	—	
	New Reflex 500mm f/8	5°	3-6	—	4	15 34(diopter in type)	Built-in	146 5-3/8	705	1	9	Exclusive	—	
	FD 800mm f/5.6 S.S.C.	4°10'	5-6	22	8	27 48(diopter in type)	Built-in	455 17-1/2	4,300	9	8	Exclusive	—	
	FD 1000mm f/5.6 S.S.C.	3°06'	5-6	22	14	46 48(diopter in type)	Built-in	567 22-1/4	6,300	9	8	Exclusive	—	
	FL 1200mm f/11 S.S.C.	2°05'	3-7	64	40 130 48(diopter in type)	Built-in	853 33-5/16	6,200	13	11	Exclusive	—		
	New FD 24-35mm f/3.5 L	84°-62°	9-12	22	0.4 1.5	72	BW-72	86.6 3-7/16	495	1	1	LH-C13	LS-B13	
	New FD 28-50mm f/3.5	75°-46°	9-10	22	1	3.5 58	W-69H	99.5 3-15/16	470	1	1	LH-B15	LS-B13	
	New FD 35-70mm f/2.8-3.5	63°-34°	10-10	22	1	3.5 58	W-69	120 4-3/4	545	1	3	LH-B15	LS-A18	
Zoom	New FD 35-70mm f/4	63°-34°	8-8	22	0.5	2 52	W-62	85.5 3-3/8	315	11	LH-B12	LS-B11		
	New FD 70-150mm f/4.5	34°-16°30'	9-12	32	1.5	5	52	Built-in	132 5-3/16	530	1	3	LH-A17	LS-B11
	New FD 80-200mm f/4	30°-12°	11-15	32	1	3.5 58	Built-in	161 6-5/16	765	1	11	LH-B24	LS-B21	
	New FD 100-200mm f/5.6	24°-12°	5-8	32	2.5	8 52	Built-in	167 6-9/16	610	1	5	LH-B24	LS-B21	
Macro	New FD 100-300mm f/5.6	24°-8°15'	9-14	32	2	7 58	BT	200 7-7/8	835	1	13	Exclusive	—	
	New FD 150mm f/3.5 Macro	46°	4-6	32	23 (20mm f/3.5)	52	BS-62A	97 2-1/4	335	8	LH-C10	LS-B11		
	New FD 100mm f/4 Macro	24°	3-5	32	0.45 1.48	52	BT-52	96 3-3/4	456	1	1	LH-B15	LS-B13	
	TS 35mm f/2.8 S.S.C.	62° Shift 79°	5-9	22	0.3	1 58	BW-68B	74.5 2-15/16	550	1	3	Exclusive	—	
Shift and Shift	Macrophoto 20mm f/3.5	—	3-4	32	—	—	—	30 1-1/8	35	1	1	Exclusive	—	
	Macrophoto 35mm f/2.8	—	4-6	22	—	—	—	22.5 7/8	60	2	Exclusive	—		
Macrophoto														

O indicates that this lens will be available in the near future.

All new FD lenses are coated and their inner surface anti-reflection treated for optimum light transmission and color balance and maximum elimination of ghost and flare.

The "L" designation of certain lenses indicates that the lens concerned is specially constructed to give extra high performance. This designation replaces the "aspherical" and "fluorite" designations used formerly.

Extender FD 2X-A can be used with any FD lens with a focal length less than 300mm, including all FD zoom lenses which have a maximum focal length of 300mm or shorter.

Extender FD 2X-B is a fixed focal-length FD lens having a focal length of 300mm, which can be used with any Canon FD lens having a focal length of 300mm or shorter.

Extender FD 2X-C is a fixed focal-length FD lens having a focal length of 300mm, which can be used with any Canon FD lens having a focal length of 300mm or shorter.

Those lenses which take a 52mm filter may also be fitted with a 55mm screw-in filter by placing a 52-55 Step-Up Ring (optional) between the filter and lens.