

Rediscover
the familiar.

Canon
FTb



Canon

CANON INC.
11-20, Miya 3-chome, Minato-ku, Tokyo 100, Japan

U.S.A.

CANON U.S.A., INC. HEAD OFFICE
10 Navale Drive, Lake Success, Long Island, N.Y. 11040, U.S.A.

CANON U.S.A., INC. MANHATTAN SERVICE STATION
600 Third Avenue, New York, N.Y. 10016, U.S.A.

CANON U.S.A., INC. ATLANTA SERVICE STATION
160 Peachtree Street, N.W. Atlanta, Georgia 30303, U.S.A.

CANON U.S.A., INC. CHICAGO OFFICE
140 Industrial Drive, Elmhurst, Illinois 60120, U.S.A.

CANON U.S.A., INC. LOS ANGELES OFFICE
123 Paularino Avenue East, Costa Mesa, California 92626, U.S.A.

CANON U.S.A., INC. LOS ANGELES SERVICE STATION
3407 West 6th Street, Los Angeles, California 90050, U.S.A.

CANON U.S.A., INC. SAN FRANCISCO
776 Market Street, San Francisco, California, 94102, U.S.A.

CANON U.S.A., INC. HONOLULU
Bldg. B-2, 1050 Ala Moana Boulevard, Honolulu, Hawaii 96814, U.S.A.

CANADA

CANON OPTICS & BUSINESS MACHINES CANADA, LTD. HEAD OFFICE
3245 American Drive, Mississauga, Ontario, L4V 1N4, Canada

CANON OPTICS & BUSINESS MACHINES CANADA, LTD. MONTREAL OFFICE
3070 Brabant-Marineau Street, St. Laurent, Quebec, H4S 1K7, Canada

CANON OPTICS & BUSINESS MACHINES CANADA, LTD. VANCOUVER OFFICE
735 Elmbridge Way, Richmond, B.C. V6X 1S8, Canada

EUROPE, AFRICA & MIDDLE EAST

CANON AMSTERDAM N.V.
Gebouw 70, Schiphol Oost, Holland

CENTRAL & SOUTH AMERICA

CANON LATIN AMERICA, INC. SALES DEPARTMENT
P.O. Box 7022, Panama 8, Rep. of Panama

CANON LATIN AMERICA, INC. REPAIR SERVICE CENTER
P.O. Box 2018, Colon Free Zone, Rep. of Panama

SOUTHEAST ASIA

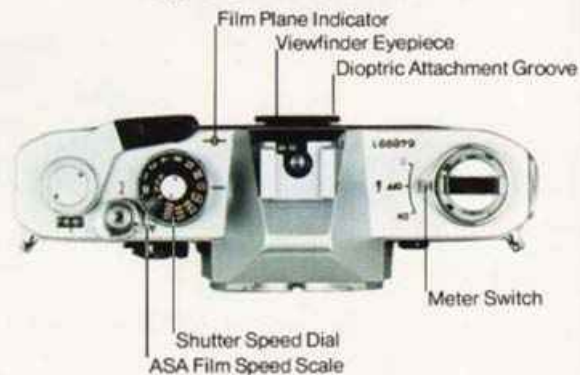
CANON INC. HONG KONG BRANCH
5th Floor 2-6, Fui Yiu Kok Street, Tsuen Wan, New Territories, Hong Kong

FTb features set it apart from the crowd!


- 1.** Bright single-lens reflex viewing and focusing with the precision of through the lens metering, and total accuracy of composition, for complete control of any picture situation.
- 2.** Central area spot metering system measures only the central 12% of the viewfinder area, outlined by a shaded area in the finder. You know exactly what area you're metering.
- 3.** Superb Canon FD lenses available, from fisheye to super telephoto, Canon's Spectra and Super Spectra coatings and advanced optical designs give unprecedented definition and contrast.
- 4.** Viewfinder information includes shutter speed indicator, meter and aperture needle, metering range limit marks and warning when coupling range of meter is exceeded.
- 5.** Canon Auto Tuning (CAT) system for fully automatic flash and exceptional flexibility in low light. Unlike conventional units, the CAT can't be fooled by variations in subject tone.
- 6.** Booster accessory greatly expands low-light and macro capabilities by increasing meter sensitivity. Readings of $f/1.2$ at 15 seconds are possible with the Booster and ASA 100 film!



Nomenclature:



Controls and Features.



FTb Metering. QL Loading:


Fast and Foolproof.



No matter what kind of light you're shooting in, the FTb can give you exposures that are right on target. It incorporates the type of through-the-lens metering system preferred by professionals, a central-area spot system. It reads only the central 12% of the viewfinder area—perfect for backlit situations which can confuse other types of metering systems. And the operation of the FTb's meter is simplicity itself—all you have to do for perfect exposures is center the needle!

Because of the outstanding placement of all the working controls for selecting focus, aperture and shutter speed, using the FTb offers new levels of speed and convenience in photography. With the FTb, your eye need never leave the finder, even when the action's fast and furious.

So whether your photographic interests lie in the hectic world of sports or the quiet world of nature, you'll soon grow to appreciate the FTb's remarkably fine metering system.



Shutter Speed Indicator

Microprism Range Finder

Central Metering Area

Metering Range Limit Mark

Meter Needle

Aperture Needle

Stopped-Down Metering Index Mark

Metering Range Limit Mark

QL



The FTb's unique QL (Quick Loading) System for fast film loading couldn't be easier or faster. To load, align the end of the leader with the QL index mark, close the camera and advance the film. Not only does this speed loading, but it prevents "lost" rolls due to improper loading technique.

Canon FD lenses:

Clear. Sharp. Precise.



Because of the development of Canon's Spectra and Super Spectra Coatings, the entire line of lenses is perfectly matched in terms of color balance, and attains new levels of freedom from flare, contrast and color saturation.

The incorporation of the Floating System into many FD lenses vastly improves their definition at close-up distances. And because of this, you benefit because you own a lens that is fully sharp at ALL of its aperture and distance settings, not just a few.

Canon's Fluorite telephotos, containing artificial calcium fluoride elements, have set new standards in their focal lengths for quality and freedom from chromatic aberrations —with the added bonus of unusual compactness, a quality sought for and obtained throughout the entire line.

As fine a piece of photo-graphic equipment as the Canon FTb is, it would be incapable of living up to its potential without the finest in photographic lenses to go with it. For the FTb owner, there is no finer selection of lenses from which to choose than Canon's.

Canon's line of FD and FL Series lenses spans a range of focal lengths from 180° Fisheye to 1200mm Super Telephoto, with everything in-between. Canon has consistently been in the forefront in the design and production of their lenses, utilizing the latest developments in optical theory to produce optics which can truly be called "state of the art".

Low-Light Sensitivity.



The FTb Booster is a truly remarkable accessory. It's a snap to mount on the FTb, and when mounted, it vastly extends the camera's metering range, for photography either in extremely low light, or when using long bellows or extension tube extensions where, even though the light on the subject is great, the amount of falloff requires added meter sensitivity—and the FTb's got it with the Booster. The Booster is especially helpful when using color film, with its critical exposure latitude. It extends the FTb's metering range down to an incredible EV -3.5 , or $f/1.2$ at 15 seconds with ASA 100 film!

For photography in low light, macro photography or photomicrography, the FTb Booster is one of the most useful accessories you can buy.



Macro perfection.



The FTb has an extremely wide variety of close up equipment to draw from, from simple close up lenses and extension tubes to copying stands, bellows (two available) and microscope adapters. Thanks to the Floating System incorporated in many Canon FD lenses, they are well-suited to fine definition at close-up distances. For the true specialist, the FD 50mm $f/3.5$ SSC Macro lens and the FD 100mm $f/4$ S.C. Macro lens are unsurpassed in their ability to deliver a richness of detail that rivals the original subject, thanks to their special optical formulas.

In any application where outstanding photographs of small objects must be obtained, the FTb is a star performer—especially when used with the Booster.



Fast flash. Automatically.

Canon Auto Tuning (CAT) system for fully automatic flash incorporates the Canon Speedlite 133D used with a Flash Auto Ring for truly *unique* foolproof auto flash photography. It's foolproof because it operates on the basis of camera-to-subject distance, rather than on the basis of light being reflected back from the subject. For this reason, it gives perfect flash exposures when a hand or other object may come between the camera and subject (which would "fool" ordinary auto flash units) or when the subject's clothing is extremely light or dark—which can affect the exposure of an ordinary auto flash system, but not the CAT!



Canon accessories for any application.

Whatever job you're interested in now, or in the future, the Canon FTb is a camera you can stay with, thanks to Canon's well-conceived line of accessories. They'll help you with any photographic job with a professionalism that's distinctively Canon's.



- | | |
|-----------------------------|------------------------------------|
| 1. Angle Finder A2 | 14. Bellows FL |
| 2. Angle Finder B | 15. Finder Magnifier |
| 3. Canon Release 30 | 16. Lens Mount Converter A |
| 4. Canon Release 50 | 17. Lens Mount Converter B |
| 5. Extension Tubes 25-200mm | 18. Macrophoto Coupler FL55 |
| 6. Copy Stand 4 | 19. Macro Hood |
| 7. Microphone Hood | 20. Extension Tube Set M |
| 8. Photomicro Unit F | 21. Macrophoto Coupler FL 48, 58 |
| 9. Handy Stand F | 22. Filters |
| 10. Attachment Ring | 23. Canon Speedlite 133D |
| 11. Camera Holder F | 24. Flash Auto Ring A ₂ |
| 12. Slide Duplicator | 25. Flash Auto Ring B ₂ |
| 13. Bellows M | |

Canon Lenses for the FTb.

Specifications.

Lens	Type	Angle of View	Aperture System
Fish-eye 7.5mm f/5.6 S.S.C.	Special	180°	Manual
Fish-eye FD 15mm f/2.8 S.S.C.	Special	180°	Automatic
FD 17mm f/4 S.S.C.	Super-wide-angle	104°	Automatic
FD 20mm f/2.8 S.S.C.	Super-wide-angle	94°	Automatic
FD 24mm f/2.8 S.S.C.	Super-wide-angle	83°	Automatic
FD 24mm f/1.4 S.S.C. AL	Super-wide-angle	83°	Automatic
FD 28mm f/2.8 S.C.	Wide-angle	75°	Automatic
FD 28mm f/2 S.S.C.	Wide-angle	75°	Automatic
*FD 35mm f/3.5 S.C.	Wide-angle	64°	Automatic
TS 35mm f/2.8 S.S.C.	Special (Tilt & Shift)	64°/79°	Manual
*FD 35mm f/2 S.S.C.	Wide-angle	64°	Automatic
FD 50mm f/3.5 S.S.C.	Macro	46°	Automatic
*FD 50mm f/1.8 S.C.	Standard	46°	Automatic
*FD 50mm f/1.4 S.S.C.	Standard	46°	Automatic
FD 55mm f/1.2 S.S.C.	Standard	43°	Automatic
FD 55mm f/1.2 S.S.C. AL	Standard	43°	Automatic
FD 85mm f/1.8 S.S.C.	Telephoto	29°	Automatic
FD 85mm f/1.2 S.S.C. AL	Telephoto	29°	Automatic
FD 100mm f/4 S.C.	Macro	24°	Automatic
FD 100mm f/2.8 S.S.C.	Telephoto	24°	Automatic
FD 135mm f/3.5 S.C.	Telephoto	18°	Automatic
FD 135mm f/2.5 S.C.	Telephoto	18°	Automatic
FD 200mm f/4 S.S.C.	Telephoto	12°	Automatic
FD 200mm f/2.8 S.S.C.	Telephoto	12°	Automatic
FD 300mm f/5.6 S.C.	Super-telephoto	8°	Automatic
FD 400mm f/4.5 S.S.C.	Super-telephoto	6°	Automatic
FD 35-70mm f/2.8-3.5 S.S.C.	Zoom	64°-31°	Automatic
FD 100-200mm f/5.6 S.C.	Zoom	24°-12°	Automatic
FD 85-300mm f/4.5 S.S.C.	Zoom	29°-8°	Automatic
FD-F 300mm f/2.8 S.S.C.	Super-telephoto	8°	Automatic
FL 300mm f/5.6 FLUORITE	Super-telephoto	8°	Automatic
FL 500mm f/5.6 FLUORITE	Super-telephoto	5°	Automatic
**FL 400mm f/5.6	Super-telephoto	6.2°	Automatic
**FL 600mm f/5.6	Super-telephoto	4.1°	Automatic
**FL 800mm f/8	Super-telephoto	3.1°	Automatic
**FL 1200mm f/11 S.S.C.	Super-telephoto	2.1°	Manual
***FD 600mm f/4.5 S.S.C.	Super-telephoto	4.1°	Automatic
***FD 800mm f/5.6 S.S.C.	Super-telephoto	3.1°	Automatic

*Equipped with a coupling pin for the Canon Auto Tuning System.
 **Front component interchangeable type. Focus Unit (1-component, 2-element, FL automatic diaphragm, with A-M ring).
 ***These lenses will be manufactured upon receipt of a special order.

Type: 35mm single lens reflex camera with focal plane shutter.
 Format: 24 x 36mm.

Interchangeable Lenses: Canon FD series lenses with full aperture signal lever. FL lenses with stopped-down metering.

Standard Lens: Canon FD 55mm f/1.2 S.S.C., FD 50mm f/1.4 S.S.C., or FD 50mm f/1.8 S.C.

Viewfinder: Eye-level pentaprism. Angle Finders A2, B, Magnifier, Diopter Adjustment Lenses for eyesight correction can be attached.

Focusing Screen: Using Fresnel lens and micropism spot range-finder. With beam-splitting condenser.

Field of View: 94% vert., 94% horiz. of actual picture area. 0.85 x with standard 50mm lens at infinity.

Viewfinder Information: Meter needle and aperture needle, shutter speed indicator, red signal appears when shutter speed is below coupling range of meter, meter index for stopped-down metering and battery check, and metering range limit marks.

Diopter Adjustment Lenses: Standard -1.2 diopter. Interchangeable with +1.5, 0, -2.5 and -4.

Mirror: Shockless instant return system. Mirror can be fixed in upward position. Aperture is manually operated when mirror is fixed in upward position.

Lens Mount: Canon breech lock FD series. FL and R series of lenses usable.

Coupling Function of Lenses: FD lenses: full aperture metering, coupled with automatic diaphragm; FL lenses: stopped-down metering, coupled with automatic diaphragm; R lenses: stopped-down metering, manually operated diaphragm.

Shutter: Focal plane shutter with speeds from 1 to 1/1000 sec. and B. X synchronization at "60". Shutter release button can be locked.

Self-Timer: Built-in. Activated with shutter release button. Approx. 10 sec. time lag. Self-timer lever is used in common as stopped-down lever.

Film Speed Range: ASA 25-2000.

Exposure Meter: Built-in. Using CdS photocell. Coupled to ASA film speeds, shutter speeds and f/stop. Match needle type full aperture metering mechanism. Central Area System measures 12% of picture area. Stopped-down metering possible. Fixed index type metering, using stopped-down lever. Locking of lever possible. Powered by one 1.3v mercury battery (Mallory PX625 or Eveready EPX625). Battery checker built-in.

Exposure Meter Coupling Range: With ASA 100 film: EV 2.5 (f/1.2 at 1/4 sec.) to EV 18 (f/16 at 1/1000 sec.).

Ultra-low Illumination Metering: Metering possible for ASA 100 film between EV 10 (f/22 at 1/2 sec.) and EV -3.5 (f/1.2 at 15 sec.) with use of Canon Booster.

Flash Synchronization: FP and X synchronization. Automatic time lag adjusting type. Sync terminal on front side of body with cover to prevent electric shock. Two exclusive contacts on accessory hot shoe.

Synchronizing Range: FP class: 1/1000-1/125 sec.; Speedlite: 1/60 sec. or under; M, MF class: 1/30 sec. or under.

Canon Auto Tuning (CAT) System: Aperture control by recharging power level signal and distance signal. Proper aperture obtained by matching needle system through connection of Canon Speedlite 133D, Auto Ring A₂ or B₂ and prescribed FD 50mm f/1.4 S.S.C., FD 50mm f/1.8 S.C., FD 35mm f/2 S.S.C. or FD 35mm f/3.5 S.C. lenses.

Film Loading: Accepts any standard 35mm film roll in cartridge. QL mechanism for quick loading of film.

Film Advance Lever: Single operation 174° Ratchet winding possible.

Film Rewinding: Performed by rewind button and crank.

Frame Counter: Self-resetting type activated by opening back cover.

Size: 144 x 93 x 43mm (5-11/16" x 3-11/16" x 1-11/16")-body only; 144 x 93 x 90mm (5-11/16" x 3-11/16" x 3-9/16")-with f/1.4 lens.

Weight: 750g. (1 lb. 10-1/2 ozs.)-body only;

1055g. (2 lbs. 5 ozs.)-with f/1.4 lens.

Subject to change without notice.