

Canon

# EOS-3

## Accessories

### EOS System Accessories Further Stimulate Your Quest for Images


#### Date Back DB-E2

Interchangeable EOS-3 camera back for imprinting the date up to the year 2019. A Quick Control Dial and liquid-crystal display are provided. You can select any of the following imprinting modes: ① Year, month, day ② Day, hour, minute ③ Blank ④ Month, day, year ⑤ Day, month, year.



#### Power Drive Booster PB-E2

This Booster activates the EOS-3's built-in motor drive system and boosts the continuous shooting speed. The vertical grip has its own shutter button, Main Dial, AE lock button, FE lock button and focusing point selector to make vertical shooting as easy as horizontal shooting.



#### Speedlite 550EX

Powerful, full-featured Speedlite compatible with the E-TTL autoflash system. It can be used as an on-camera flash or as a master or slave flash in a wireless, multiple-flash system. Other features include FP flash (high-speed sync) for flash synchronization at all shutter speeds, flash exposure lock, flash exposure bracketing, bounce flash, and Area AF assist lamp.

#### Anti-fog Eyepiece Ad

The eyepiece's glass is coated with a special anti-fog polymer to prevent eyepiece fogging in extremely low temperatures or extremely high temperatures in high humidity.



#### Timer Remote Controller TC-80N3

This controls the camera to take pictures at the specified time or interval. The number of shots per burst can also be set. It can be used for time-lapse photography of a blossoming flower or for astrophotography. The push dial makes operation quick. The Controller has the following functions: Self-timer, interval timer, long-exposure timer, and a setting for the number of shots per burst.





# EOS-3 System Accessories

## Speedlite Accessories




### Speedlite 550EX

Enables E-TTL autofocus control and wireless, multiple-flash systems. Guide No. 28-55 / 92-180 (at ISO 100 in meters / feet).



### Speedlite Transmitter ST-E2

Transmitter for wireless flash photography. It can also adjust the flash ratio of slave units. An AF-assist lamp compatible with the 45-point Area AF is built-in.



With the EOS-3, you can achieve professional, multiple-flash results with simple techniques and props.



### Macro Ring Lite ML-3

Designed for use with macro lenses for close-up flash photography. The Guide No. is 11 / 36 (at ISO 100 in meters / feet). Its built-in minilamp assists focusing.



### Compact Battery Pack CP-E2

Light, pocket-size battery pack. Accommodates six size-AA alkaline, Ni-Cd, or lithium batteries.

## Viewfinder Accessories



### Anti-fog Eyepiece Ed

Prevents the viewfinder from fogging.



### Eyecup Ed-E

Blocks stray light from entering the viewfinder to make the viewfinder image look clearer.



### Angle Finder B

Enables you to view the viewfinder from a low angle. For the EOS-3, Angle Finder Adapter Ed II should be first attached to the camera.



### Angle Finder Adapter Ed II



### Magnifier S

Magnifies the center of the viewfinder image by 2.5X to aid critical focusing. For the EOS-3, Angle Finder Adapter Ed II should be first attached to the camera. It cannot flip up with the EOS-3.



### Viewfinder image with Magnifier S

Since the center of the viewfinder image is magnified, more precise focusing can be achieved for close-up shots.

## Focusing Screens



Ec-A: Standard microprism



Ec-D: Laser-matte with grid



Ec-B: New split screen



Ec-H: Laser-matte with scale



Ec-CII: Laser-matte



Ec-I: Laser-matte with cross hair reticle



Ec-R: New Laser-matte




Ec-L: Cross split screen



Ec-N: standard screen  
(Comes standard with the EOS-3)

## Power Packs and Grips



### Power Drive Booster PB-E2

The vertical grip has its own shutter button, AE lock button, FE lock button, focusing point selector, and Main Dial.



### Battery Pack BP-E1

Accommodates four size-AA batteries and a lithium 2CR5 battery pack. The power source can be switched over to either one as desired.



### Ni-MH Pack NP-E2

Powerful battery pack dedicated to Power Drive Booster PB-E2. It enables the maximum continuous shooting speed of 7 fps to be attained in the AF mode.



### Ni-MH Charger NC-E2

Quick-charging battery charger dedicated to Ni-MH Pack NP-E2. Also features discharge function.



### Hand Strap E1

With Power Drive Booster PB-E2 or Battery Pack BP-E1 attached to the camera, this strap enables you to hold the camera securely with one hand.

## Remote Control Accessories



### Remote Switch RS-80N3

Prevents camera shake during close-up shots, etc.



### Extension Cord ET-1000N3

10 meter / 33 feet extension cord to connect the camera to Timer Remote Controller TC-80N3 or Remote Switch RS-80N3.



### Timer Remote Controller TC-80N3

For timer operations and setting the desired number of shots per burst.



### Wireless Controller LC4

Wireless controller for wireless operations up to 100 meters / 330 feet away.

## Interchangeable Back



### Date Back DB-E2

Imprints the date or time on the photograph.